

Park Maintenance Costs

Special Services Committee

September 1, 2015
1:30 PM

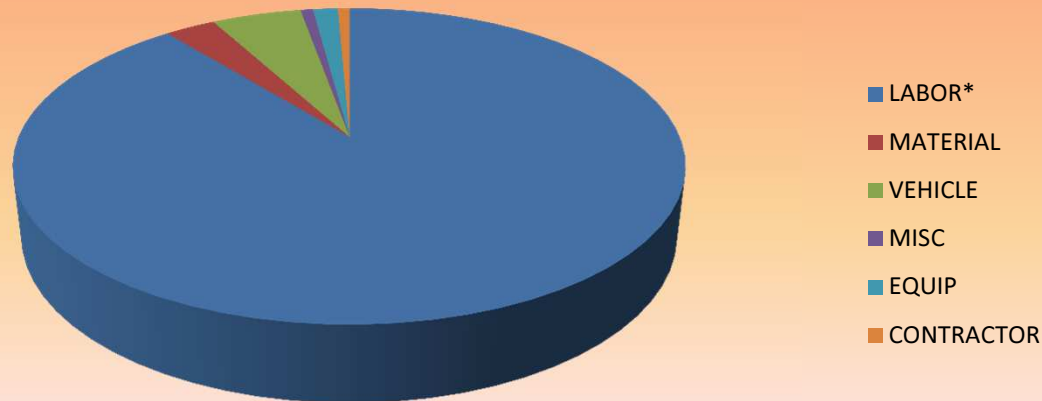
Park Maintenance Costs

Glasgow vs. Carousel

Carousel FY 2013

Total Cost:
\$297,158.29

<u>LABOR DISTRIBUTION FOR FY 13 AT CAROUSEL</u>	
POLICING TRASH, DEBRIS AND SNOW REMOVAL	17%
MOWING, EDGING AND TRIMMING	15%
TREE, SHRUB, LANDSCAPE AND BRUSH MAINT	12%
HARD SURFACE MAINT AND SITE WORK	8%
AMENITY MAINTENANCE	14%
WORK AT PARK BY OTHER SS SECTIONS	34%



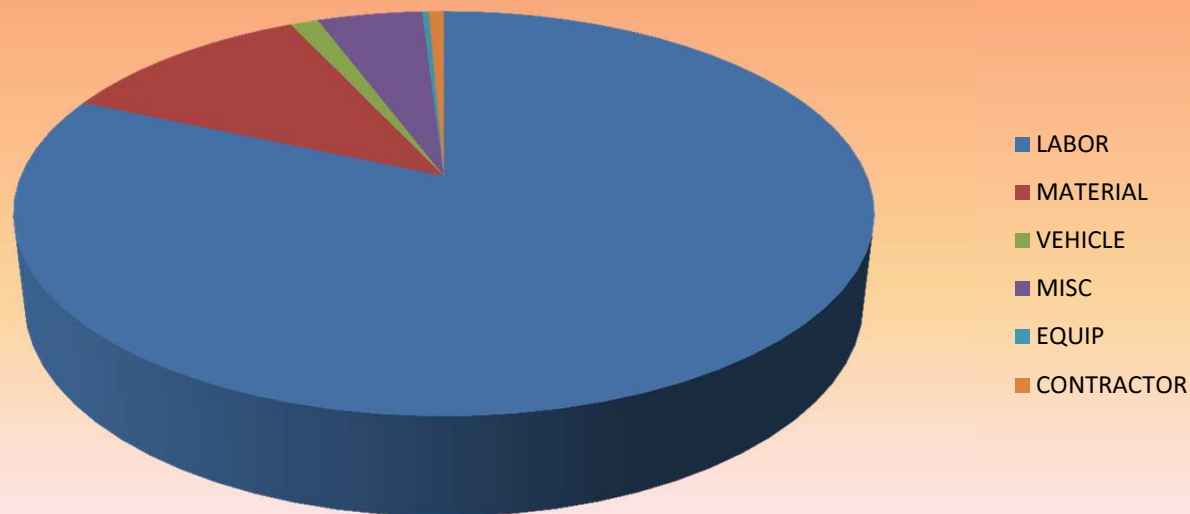
Park Maintenance Costs

Glasgow vs. Carousel

Glasgow FY 2013

Total Cost:
\$274,113.24

<u>LABOR DISTRIBUTION FOR FY 13 AT GLASGOW</u>	
POLICING TRASH, DEBRIS AND SNOW REMOVAL	26%
MOWING, EDGING AND TRIMMING	21%
TREE, SHRUB, LANDSCAPE AND BRUSH MAINT	7%
HARD SURFACE MAINT AND SITE WORK	16%
AMENITY MAINTENANCE	13%
WORK AT PARK BY OTHER SS SECTIONS	18%



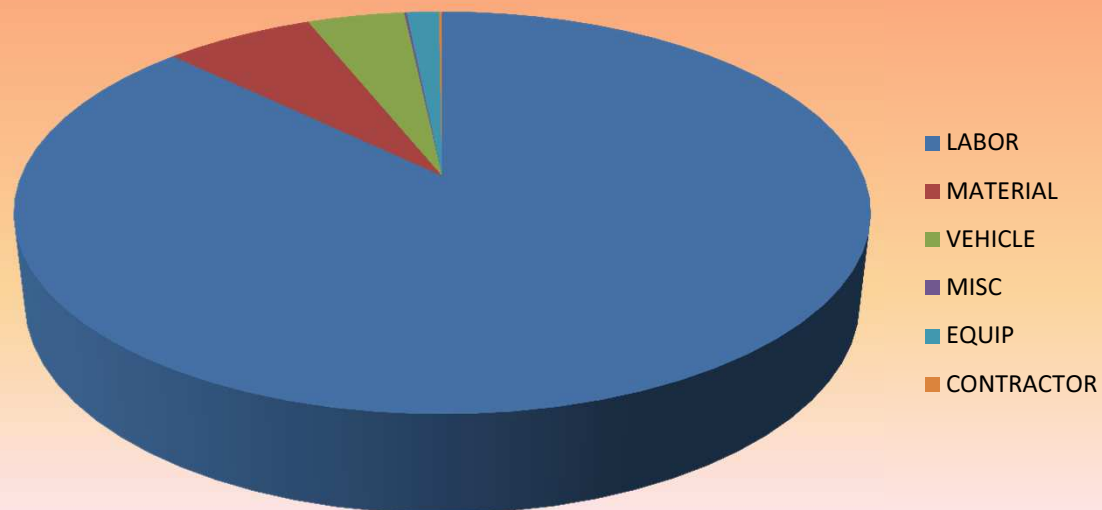
Park Maintenance Costs

Glasgow vs. Carousel

Carousel FY 2014

Total Cost:
\$342,255.16

<u>LABOR DISTRIBUTION FOR FY 14 AT CAROUSEL</u>	
POLICING TRASH, DEBRIS AND SNOW REMOVAL	21%
MOWING, EDGING AND TRIMMING	17%
TREE, SHRUB, LANDSCAPE AND BRUSH MAINT	9%
HARD SURFACE MAINT AND SITE WORK	10%
AMENITY MAINTENANCE	6%
WORK AT PARK BY OTHER SS SECTIONS	37%



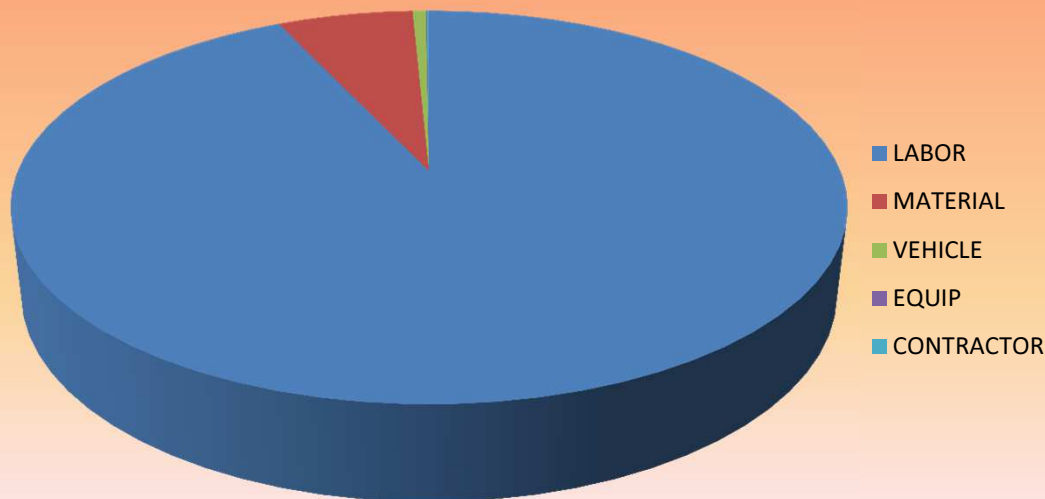
Park Maintenance Costs

Glasgow vs. Carousel

Glasgow FY 2014

Total Cost:
\$255,857.39

<u>LABOR DISTRIBUTION FOR FY 14 AT GLASGOW</u>	
POLICING TRASH, DEBRIS AND SNOW REMOVAL	29%
MOWING, EDGING AND TRIMMING	21%
TREE, SHRUB, LANDSCAPE AND BRUSH MAINT	4%
HARD SURFACE MAINT AND SITE WORK	8%
AMENITY MAINTENANCE	15%
WORK AT PARK BY OTHER SS SECTIONS	22%



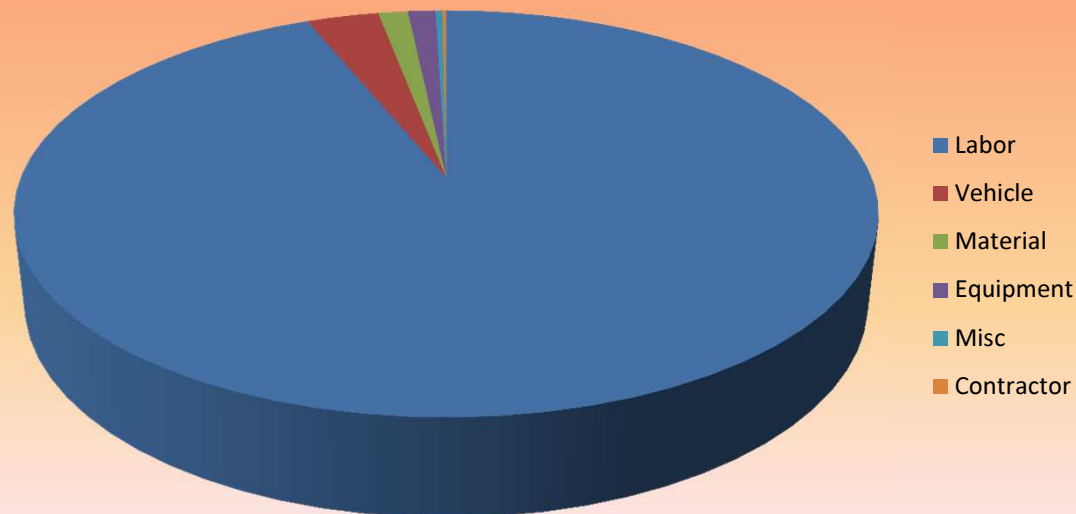
Park Maintenance Costs

Glasgow vs. Carousel

Carousel FY 2015

Total Cost:
\$309,262.07

<u>LABOR DISTRIBUTION FOR FY 15 AT CAROUSEL</u>	
POLICING TRASH, DEBRIS AND SNOW REMOVAL	15%
MOWING, EDGING AND TRIMMING	15%
TREE, SHRUB, LANDSCAPE AND BRUSH MAINT	6%
HARD SURFACE MAINT AND SITE WORK	4%
AMENITY MAINTENANCE	7%
WORK AT PARK BY OTHER SS SECTIONS	54%



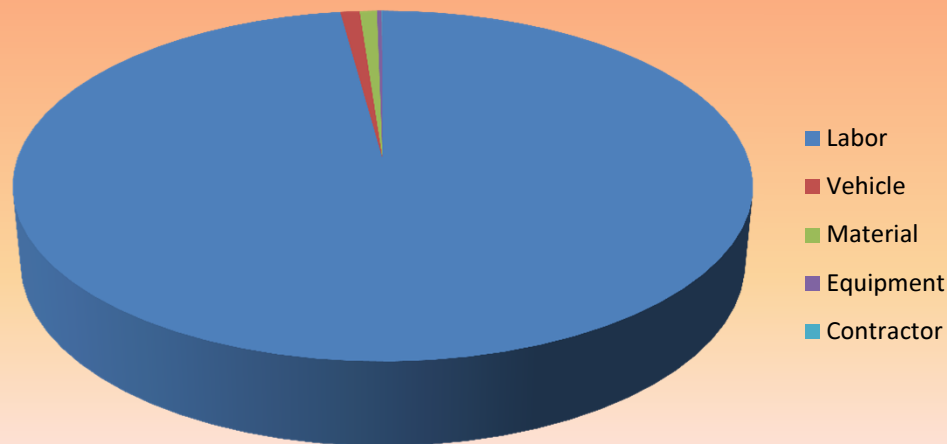
Park Maintenance Costs

Glasgow vs. Carousel

Glasgow FY 2015

Total Cost:
\$218,651.21

<u>LABOR DISTRIBUTION FOR FY 15 AT GLASGOW</u>	
POLICING TRASH, DEBRIS AND SNOW REMOVAL	28%
MOWING, EDGING AND TRIMMING	25%
TREE, SHRUB, LANDSCAPE AND BRUSH MAINT	9%
HARD SURFACE MAINT AND SITE WORK	3%
AMENITY MAINTENANCE	15%
WORK AT PARK BY OTHER SS SECTIONS	20%



Park Maintenance Costs

Reports and Graffiti/Vandalism

Carousel:

- 5/23/15 – Vending Machines Damaged

Glasgow:

- 9/9/14- - damage to pavillion rain gutter and picnic table
- 6/30/14 – graffiti to signs
- 3/18/13 – damage to pavillion downspout
- 3/13/13 – light pole knocked over, hit and run
- 7/3/12 – graffiti to skate park

Banning:

- 5/2/15 – turfing
- 10/21/14 – turfing
- 11/25/12 – turfing
- 9/3/12 - turfing

Park Maintenance Costs

Reports and Graffiti/Vandalism

Delcastle

- 9/22/14 – shed fire
- 1/21/14 – turfing
- 1/3/14 – turfing
- 6/28/14 – Burglary (driving range)
- 5/31/14 - Burglary (driving range)

Iron Hill

- 6/15/14 – turfing
- 7/16/13 – tag stolen from County vehicle

Park Maintenance Costs

Special Services Committee

September 1, 2015
1:30 PM

Questions?