



CAPITAL PROGRAM & BUDGET

Fiscal Year 2012 - 2017
Approved

Paul G. Clark
County Executive



New Castle County
Approved
Capital Program & Budget
FY 2012 - 2017

Ordinance #11-038
Resolution #11-048

Table of Contents

Distinguished Budget Presentation I

Elected Officials II

County Planning Board III

Project Directory IV

Legend for Identification Prefixes VIII

FY 2012 Capital Budget by Department and Project IX

Development of the Capital Program and Budget 1

Capital Projects Strategies and Review System (CAPSTARS) 1

Key Financial Policies (KFP'S) 2

Quarterly Capital Review 5

Annual Operating Budget Impact. 6

The Linkage Between the Comprehensive Development Planning
Process and the Capital Program and Budget Process 7

Debt Management. 10

Debt Service as a Percentage of the Operating Budget 11

Bond Authorizations. 13

Investment Policy 13

Development Impact Fees 14

Definitions 15

DEPARTMENTAL PROFILES

FY 2012 - 2017 Capital Program and Budget

Department of Special Services 16

Department of Community Services 23

Department of Public Safety. 24

New Castle County Airport 26

Department of Administration 27

County Executive 29

Expenditure Activity for Six Years - Chart 30

Schedule of Program Appropriations and Funding - FY 2012 - 2017

Capital Budget and Program Summary 31

PROGRAM SCHEDULES & PROJECT NARRATIVES

Department of Special Services

Department Summary 32

Facilities/Equipment. 35

Landfill Facilities 39

Parks 40

Sewers 50

Department of Community Services

Department Summary 71
Libraries 72

Department of Public Safety

Department Summary 74
Emergency Communications Center 76
Emergency Medical Services 78
Law Enforcement 79

Department of Administration

Department Summary 80
Information Systems 81

Department of County Executive

Department Summary 82
Contingency 83



This prestigious award is the highest form of recognition in government budgeting that a local government can receive. Of nearly 40,000 units of local government eligible, an average of only 2% each year receive this honor.

The Government Finance Officers Association of the United States and Canada (GFOA) presented a Distinguished Budget Presentation Award to **NEW CASTLE COUNTY, DELAWARE for its annual budget for the fiscal year beginning July 1, 2010.**

In order to receive this award, a governmental unit must publish a budget document that meets program criteria as a policy document, as an operations guide, as a financial plan and as a communications device.

The award is valid for a period of one year only. We believe our current budget continues to conform to program requirements, and we are submitting it to GFOA to determine its eligibility for another award.

New Castle County
Elected Officials
For Fiscal Year 2012

Executive

County Executive ····· **Paul G. Clark**

Row Offices

Register of Wills ····· **Ciro Poppiti, III**

Recorder of Deeds ····· **Michael E. Kozikowski**

Sheriff ····· **Trinidad Navarro**

Clerk of the Peace ····· **Kenneth W. Boulden, Jr.**

County Council

President of Council ····· **Thomas H. Kovach**

First District ····· **Joseph M. Reda**

Second District ····· **Robert S. Weiner**

Third District ····· **Janet Kilpatrick**

Fourth District ····· **Penrose Hollins**

Fifth District ····· **Lisa Diller**

Sixth District ····· **William E. Powers, Jr.**

Seventh District ····· **George Smiley**

Eighth District ····· **John J. Cartier**

Ninth District ····· **Timothy P. Sheldon**

Tenth District ····· **Jea P. Street**

Eleventh District ····· **David L. Tackett**

Twelfth District ····· **J. William Bell**

County Planning Board

Chairperson
Victor Singer

Sandra D. Anderson

June D. MacArtor

Robert C. McDowell

William V. McGlinchey

Robert Snowden

Victor Udo

Mark Weinberg

Arthur R. Wilson

PROJECT DIRECTORY

Project	Title	Page
<u>Special Services</u>		
<i>Facilities/Equipment and Landfill Facilities</i>		
0126	Army Creek Landfill Upgrade	39
1109	ARRA Building Rehabilitation.	36
0401	Building Rehabilitation.	35
1202	Centralized Fluid Dispensing	36
0230	Fleet Acquisitions	35
9808	General Paving	37
9909	General Roof Renovations	38
0711	Government Center Parking Lot	35
9035	Hazardous Substances & Asbestos Abatement.	37
8919	Inspection of Tanks - Environmental Control	37
9910	Security.	38
1204	Vehicle Lift System	36
<i>Parks</i>		
0115	Brandywine Springs Park Rehabilitation.	47
0608	Delcastle Competition Quad	48
0609	Delcastle Parking Renovations.	48
0117	District Park #5.	40

Project	Title	Page
<u>Special Services (Continued)</u>		
<i>Parks (Continued)</i>		
0510	Game Court Improvements	41
0509	General Parkland Improvements	42
9916	Glasgow Regional Park	49
0515	Greenway Systems	43
0333	Iron Hill Park.	47
0330	Land Acquisition	47
9809	Maintenance Base Renovations	44
9715	Middle Run Valley	49
0704	Multi-Purpose Athletic Fields	49
0331	Parkland Acquisition	40
9815	Pavilion Renovations.	45
0508	Play Area Improvements	46
0516	Skate Park	45
0334	Southern Regional Park	48
0121	Sports Lighting	45

PROJECT DIRECTORY

Project	Title	Page
<u>Special Services (Continued)</u>		
<i>Sanitary Facilities</i>		
0621	Airport Road Pump Station Upgrade	58
0220	Asset Management	61
0101	Backwater Valve Improvement	53
0610	Boxwood Road Sanitary Sewer Improvements	50
0624	Brandywine Hundred Clearwater Program.	65
0005	Brandywine Hundred North Rehab Phase I	60
1001	Brandywine Hundred North Rehab Phase II	65
0218	Brandywine Hundred South Rehab Phase I	61
1002	Brandywine Hundred South Rehab Phase II	66
0213	Bridleshire Farms Septic Elimination	53
0216	Buttonwood Pump Station Upgrade	56
0705	Christiana River Force Main	58
0615	Christiana Pump Station Upgrade	57
0219	Countywide Manhole Rehabilitation.	61
1206	Countywide Trenchless Rehab	66
0102	Delaware City Sewer Rehabilitation	60
0004	Delaware City Treatment Plant Rehabilitation.	67

Project	Title	Page
<u>Special Services (Continued)</u>		
<i>Sanitary Facilities (Continued)</i>		
0438	DelDot Coordination Project.	63
0221	Develop Interceptor Improvements	62
0312	Edgemoor Pump Station Upgrade	57
0616	Electrical Power Distribution Upgrades	57
1003	Fieldstone Crossing Interceptor	51
0622	General Sewer Improvements	54
1102	Glasgow Area Sewer Improvements	54
9604	Hyde Run Relief	52
1004	Kirkwood Trunk Line Interceptor	52
0323	Mill Creek Interceptor Relief.	50
0433	Mobile Radio System Upgrade.	54
0406	M.O.T. Area Maintenance Base	62
0215	Naamans Pump Station Upgrade.	56
0612	North Delaware Interceptor System	64
0420	Old State Road Interceptor	50
0422	Pike Creek Improvements	63
0006	Pump Station Meters	55

PROJECT DIRECTORY

Project	Title	Page
<u>Special Services (Continued)</u>		
<i>Sanitary Facilities (Continued)</i>		
0106	Pump Station Rehabilitation	55
0618	Richardson Park Pump Station Upgrade	58
0423	River Road Improvements	63
0708	Septage Receiving Station Upgrade	68
0511	Sewer Repairs and Rehabilitation	64
0611	South Christiana Interceptor Analysis	51
9603	Southern Sewer Service Area	68
0107	Special Services Complex	60
0903	State Road Interceptor	51
9705	Stoney Creek Pump Station Upgrade	59
0217	Terminal Avenue Pump Station Upgrade	56
0613	Townsend Pipe & Manhole Rehabilitation.	64
0224	Turkey Run Interceptor Rehabilitation.	62

Project	Title	Page
<u>Special Services (Continued)</u>		
<i>Sanitary Facilities (Continued)</i>		
0424	Water Farm #1 Improvements	67
0619	Wastewater Treatment Plants/Discharge Elimination and Clean Water Act Evaluations.	67
0002	White Clay Creek Pump Station Rehabilitation	55
0614	White Clay Sewer Basin Rehabilitation	65
<i>Stormwater</i>		
0413	Countywide Drainage Problems	69
1110	General Stormwater Improvements	70
9508	Little Mill Creek II	70
0414	New Castle Conservation District	69
0517	Stormwater Mitigation Projects	69
0625	Stormwater Basin Renovation	70

PROJECT DIRECTORY

Project Title Page

Community Services

Libraries

0605 Bear Library Expansion 73
 0905 Claymont Library 73
 0417 Hockessin Library Expansion 72
 0418 Kirkwood Highway Library 72
 1205 Route 9 Community Library 73
 0329 Southern Library 72

Public Safety

Emergency Communications Center

1104 800 MgHZ 76
 0410 Computer System. 76
 1108 Communications Upgrade 77
 1105 MDT's 76

Project Title Page

Public Safety (Continued)

Emergency Medical Services

0710 EMS Stations. 78
 1106 Lifepak15 Upgrades 78

Law Enforcement

1107 Police Protection Package 79
 0712 Public Safety Facility. 79

Administration

9918 Information Systems Expansion 81

County Executive

8933 Executive Capital Contingency 83

New Castle County
Legend for Identification Prefixes
of Capital Project Budget Years

Fiscal Year <u>Budgeted</u>	Capital Year <u>Prefix</u>
1990	90
1991	91
1992	92
1993	93
1994	94
1995	95
1996	96
1997	97
1998	98
1999	99
2000	00
2001	01
2002	02
2003	03
2004	04
2005	05
2006	06
2007	07
2008	08
2009	09
2010	10
2011	11
2012	12
2013	13
2014	14
2015	15
2016	16
2017	17

New Castle County
 FY 2012 Capital Budget
 By Department and Project

	<i>FY 2012 Capital Budget</i>		<i>FY 2012 Capital Budget</i>
Special Services			
Sewer		Facilities/Equipment	
Asset Management	\$250,000	Centralized Fluid Dispensing	\$92,000
Brandywine Hundred North Rehab Phase I.	8,905,000	Inspection of Tanks - Environmental Control.	10,000
Brandywine Hundred South Rehab Phase I.	5,765,000	Vehicle Lift System	<u>73,400</u>
Bridleshire Farms Septic Elimination.	(100,000)		
Christiana River Force Main	500,000	Total Facilities/Equipment	\$175,400
Countywide Manhole Rehabilitation	500,000		
Countywide Trenchless Rehab	1,000,000	Parks	
Delaware City Treatment Plant Rehabilitation	500,000	Game Court Improvements	\$175,000
DelDot Coordination Project	800,000	General Parkland Improvements	350,000
Develop Interceptor Improvements	(798,000)	Land Acquisition	(766,098)
General Sewer Improvements.	400,000	Parkland Acquisition	500,000
General Stormwater Improvements.	36,000	Play Area Improvements	<u>325,000</u>
Glasgow Area Sewer Improvements	150,000	Total Parks	\$583,902
Kirkwood Trunk Relief Line Interceptor	300,000		
Mill Creek Interceptor Relief.	500,000		
North Delaware Interceptor System.	11,575,000	Total Special Services.	\$38,592,302
Old State Rd Interceptor	500,000		
Pike Creek Improvements.	500,000		
Pump Station Rehabilitation	800,000		
Septage Receiving Station Upgrade.	600,000		
Sewer Repairs & Rehabilitation.	1,500,000		
South Christiana Interceptor Analysis	1,500,000		
Stormwater Basin Renovation	600,000		
Wastewater Treatment Plants/Discharge Elimination.	50,000		
White Clay Sewer Basin Rehabilitation	<u>1,500,000</u>		
Total Sewer	\$37,833,000		

New Castle County
 FY 2012 Capital Budget
 By Department and Project

	<i>FY 2012 Capital Budget</i>		<i>FY 2012 Capital Budget</i>
<u>Community Services</u>		<u>Administration</u>	
Library Facilities		Information Systems Expansion.	<u>\$1,175,000</u>
Bear Library Expansion	\$975,000		
Claymont Library	2,171,782	<i>Total Administration</i>	<i>\$1,175,000</i>
Route 9 Community Library	<u>25,000</u>		
 <i>Total Community Services</i>	 <i>\$3,171,782</i>		
 Public Safety			
Communications Upgrade.	\$2,500,000		
Police Protection Package.	100,000		
Lifepak15 Upgrade	<u>800,000</u>		
 <i>Total Public Safety</i>	 <i>\$3,400,000</i>		
		TOTAL FY 2012 CAPITAL BUDGET	<u><u>\$46,339,084</u></u>

Development of the Capital Program and Budget

Overview

The New Castle County Reorganization Act requires that the Chief Administrative Officer (CAO) shall annually prepare a Capital Program and Budget under the direction of the County Executive. In preparing the Capital Program and Budget, the CAO shall confer with the Department of Land Use to ascertain that the proposed program is in accordance with the County Comprehensive Development Plan. In fiscal 1989 the Budget Office within the Office of Finance became the principal agency responsible for assisting the CAO in the coordination and preparation of the Capital Program and Capital Budget. Also, in 2005 by Executive Order a Capital Strategies and Review Committee (CSRC) currently consisting of the Executive Office, Office of Finance, Procurement, Land Use, Special Services, County Council and Law was established.

No later than the first day of April of each year the County Executive shall recommend to County Council, a capital program for the ensuing six years and a capital budget for the ensuing year. No later than the date that the program is submitted to County Council, the County Executive shall submit it to the Department of Land Use for its review and recommendations to County Council. The County Executive shall also submit it to the Planning Board for the sole purpose of determining if it is in accordance with the Comprehensive Development Plan.

No later than the first day of June of each year, the County Council is required to approve a capital program and adopt a capital budget before it ordains the annual operating budget. The program shall detail each capital project. Each project shall show the amount of appropriations that have been expended or are to be expended and the funding sources for each of the fiscal years presented in the program. The Capital Budget Ordinance shall show in detail the capital expenditures to be made or incurred in accordance with the capital program.

County Council may not amend the capital program as submitted to it by the County Executive until it has received from same, recommendations

with respect to the proposed amendment. County Council shall not be bound by such recommendations and may act without them if they are not received within 15 days from the date they are requested.

The reader is referred to the appropriate sections of Title 9 of the Delaware Code which are Sections 1134, 1135, 1136, 1137, 1159, 1332, 1341, 1343 and 1361 for further details regarding the capital programming and budget process.

Capital Projects Strategies and
Review System (CAPSTARS)

The CSRC is operationally responsible for the County’s Capital Projects Strategies and Review System (CAPSTARS).

CAPSTARS was implemented to establish quantitative fiscal strategies that would provide greater linkage to the County’s Comprehensive Development Plan; and to provide a unified review system that would evaluate strategic plan considerations and financial compliance. Results achieved through the implementation of CAPSTARS include seven key quantitative fiscal strategies which are consistent with the Comprehensive Development Plan; cost standards to more readily quantify the impact of certain capital improvements upon the annual operating budget; and a quarterly capital review with each County agency to evaluate program/plan conformance and fiscal compliance. Additional benefits are also provided to the County Council in the form of more timely and quantitative information regarding each of their district’s capital projects. Overall, the entire capital program and budget administration is substantially more fiscally significant to management and is more closely linked to the County’s Comprehensive Development Plan.

Major components of CAPSTARS are presented in the following pages 2 through 13 with Departmental Profiles starting on page 16.

Key Financial Policies (KFP's)

The County has adopted, as a part of the annual budget, quantitative financial policies that address (1) project duration, (2) the allowable percentage of debt service to the operating budgets, (3) the allowable percentage of cost increase in the six-year capital program after the base year, (4) the limitations to amendments during the year, (5) the three-year operating budget impact, (6) the quarterly capital project and program review, and (7) the monthly capital cash forecast for twelve months and a quarterly variance analysis. The following are the “Key Financial Policies” for the fiscal year beginning July 1, 2011.

 **KFP #1**

- Each capital project will have a “sunset provision” after 24 months which can be lifted only by a resolution adopted by County Council.

Rationale

- Each agency must commit to the timely completion of each project adopted by the County Council and approved by the County Executive.

Impact

- Each agency will have 24 months from the date of authorization to complete all projects. Projects authorized prior to July 1, 2009 must be completed on or before June 30, 2011. Projects approved for continuance are to be completed on or before June 30, 2012.

- The Fiscal Year 2012 Capital Program sunsets 1 project with an approximate savings of \$0.4 million.

 **KFP #2**

- The allowable percentage of debt service to the operating budgets is:
 - (a) **General Fund** - 15%
 - (b) **Sewer Fund** - 20%

Rationale

- Growing debt service payments as a percentage of the operating budget must be limited so as to maintain the financial flexibility of the County.

Impact

- Capital expenditures funded by general obligation debt will have to be programmed to avoid increasing the future debt burden upon the residents. Exceptions to this policy may be considered only for projects with a contemporary impact upon the health, safety and welfare of the residents and county employees. Pages 11 and 12 present the percentage of debt service to the operating budgets.

 **KFP #3**

- The allowable percentage of cost increase in each year of the six year capital program after the respective base year is:

(a) General Fund

5% for the fiscal years 2012-2017
(non-cumulative).

(b) Sewer Fund

No greater than the acceptable annual sewer rate increase for user fees.

KFP #3 is to provide for cost increases to authorized capital projects currently in the approved Capital Program. Use of KFP #3 for new project requests will be evaluated by the CSRC on a project-by-project basis for approval.

Rationale

- Each agency must manage their Capital Program within certain time and cost constraints so as to maintain effective project and cost controls.
- County Executive must submit to County Council a balanced operating budget.

Impact

- Each agency will become more sensitive to project completion within the original budget and time frame. County government will limit sewer capital activity to projects that do not exceed a net debt service to operating budget percentage of 20% and/or an annual rate increase of 20%.



KFP #4

- Capital project amendments during a year shall not exceed the annually adopted budget and funding levels. All amendments shall be reviewed and evaluated by the CSRC.

Rationale

- Each agency must manage their Capital Program within certain time and cost constraints so as to maintain effective project and cost controls.

Impact

- Project amendments will require each agency to adjust their existing projects and program to conform to existing authorizations. This will limit project addition and project cost overruns. Exceptions to this policy may be considered only for projects with a contemporary impact upon the health, safety and welfare of the residents and County employees.



KFP #5

- Each agency shall submit a three year operating budget impact for personnel services costs, materials and supplies and debt service costs with each project request.

Rationale

- Each agency must disclose the operating budget impact so that total project-related costs can be considered in the decision-making process.

Impact

- Annual operating budget costs will be considered in the project acceptance process. These operating costs will provide management and County Council with total project-related costs.



KFP #6

- Quarterly capital project and program reviews conducted by the CSRC are to monitor existing project performance and to update the six year capital program.

Rationale

- Each agency must actively manage each project and provide quarterly reports on the physical and fiscal status of each project to management and County Council.

Impact

- A Capital Project Status Report and a Proposed Capital Program and Budget Summary are prepared by each agency for each of the capital projects in the budget and for the proposed Capital Program and Budget for the next fiscal year.



KFP #7

- Each agency shall submit to the CSRC a monthly capital cash forecast (receipts and disbursements) for a twelve-month period and a quarterly variance analysis (forecast to actual).

Rationale

- Each agency must actively oversee and report the fiscal activity of each project in order to maximize the County’s investment opportunities and to meet the Treasury arbitrage regulations.

Impact

- Monthly, each agency will project the next twelve months' activity for each project. Quarterly, a “forecast to actual” report is prepared by the Budget Office for each agency to explain the variances for each project.

Quarterly Capital Review

During the fiscal year, the Chief Administrative Officer and the members of CSRC meet quarterly to review and monitor the status of all approved capital projects and programmed capital projects. A status report summary of all capital projects is issued at the end of each review forum. The quarterly review is held with each County agency that has authorized capital projects or programmed capital projects to determine.

- **Status of existing projects**

- Financial liquidity
- Estimated completion date
- Changes in project scope

- **Status of the program for the next six years**

- Planned project scope and/or cost adjustments
- Conformance with the County's Comprehensive Development Plan and, if applicable, the agency's Comprehensive Plan
- New and/or deleted planned projects

- **Impact of Capital Spending upon the Operating Budget**

- Project acceptability
- Additional costs/or savings to the Operating Budget
- Fiscal Planning

The table on the following page presents the impact of the 2012 Capital Budget upon the annual Operating Budget.

Annual Operating Budget Impact

The FY 2012 Approved Capital Budget and the Annual Operating Budget Impact is summarized by department below. Additional information is available in the Departmental Profiles on pages 16 through 29.

FY 2012 Capital Budget		Annual Operating Budget Impact			
Department	Appropriations	Personnel Service Costs	Other Operating Costs	Debt Service Costs	Total
Special Services	\$38,592,302	\$18,136	\$4,534	\$3,313,188	\$3,335,858
Community Services	3,171,782	-	-	-	-
Public Safety	3,400,000	-	-	169,125	169,125
Administration	1,175,000	-	-	96,938	96,938
County Executive	-	-	-	-	-
Total	\$46,339,084	\$18,136	\$4,534	\$3,579,251	\$3,601,921
Capital Project Fund	-	18,136	4,534	386,912	409,582
Sewer Project Fund	-	-	-	3,192,339	3,192,339

The Linkage Between The Comprehensive Development Planning Process and The Capital Program and Budget Process

The Comprehensive Development Planning process has three essential components:

- A **Long-Range** element - The New Castle County updated Comprehensive Development Plan (20-25 years).
- A **Mid-Range** element - The Capital Improvements Program (6 years).
- A **Short-Range** element - The annual Capital Budget and the Annual Profile (1 year).

The Comprehensive Development Plan (the long-range element) is not an end-state plan, but a component of a planning process, i.e., a generalized model of the future which expresses policy direction for a 20-25 year period. It contains background information, a land use concept map, implementation considerations, goals and policies with which to address the following issues:

- Growth Management
- Natural Resources
- Transportation
- Community Character and Land Use Intensity
- Housing
- Agriculture
- Economic Development
- Community Facilities
- Intergovernmental Coordination

While the goals and policies must, of necessity, be pursued individually and in concert with the agencies (Federal, State, and Municipal) and County departments responsible for implementing them, the overall planning process synthesizes and coordinates them. The development of specific objectives should be the results of more specific analyses on the part of each County operating department, of each issue — long range, mid-range, or short-range as indicated.

As a result of system-wide changes identified by the annual profiles and the analysis of the probable impacts of those changes, the mid-range program can be updated in terms of trends, goals and policies, capital projects, and implementation programs — within the context of the long-range issues.

One of the basic purposes of capital improvement programming is to coordinate physical and fiscal planning in order that the greatest possible benefits can be realized from the County’s existing and anticipated financial resources. In order to accomplish this, a ranking of desired public improvements is established by assigning a need-based priority to each project. This ranking is then related to the County’s ability to pay for the projects over time. By this procedure, a prioritized sequence of projects (the program itself) is established.

Other positive results of the Capital Program and Budget process include:

- + Translation of the County’s Comprehensive Development Plan, individual Department’s functional plans, and other programs and policies into tangible projects.
- + The possibility of guiding private development so that it occurs in a way that is in conformity with the Comprehensive Development Plan.

- + The coordination of the capital projects of all County Departments so that they will further the implementation of the Comprehensive Development Plan.
- + Keeping the public informed of the County’s long-range development plans.
- + Enabling the County Executive and the County Council to better understand long-term cash needs and better plan the financing necessary for both capital and operating activities.

Another short-range component of the planning process is the annual profile — which is the culmination of the previous year’s monitoring of demographic data, developmental trends, changing regulatory and environmental conditions, and the impact of all these factors on the mid and long-range programs. This analysis provides the basis for the next year’s plan of action — primarily as will be embodied in its capital budget.

The Annual Profile, then, serves three basic purposes:

- √ It monitors changes in baseline conditions and so informs decision-makers.
- √ It analyzes the impacts of changes in baseline conditions on goals and policies.
- √ It provides an update, via the modification of objectives, to the mid-range component of the planning process; and thence, to the long-range component — thus completing the cycle.

The general policies or strategies which are utilized in developing the capital program include:

- * Conformance with New Castle County’s Comprehensive Development Plan, as updated.
- * Maintenance or improvement of the ratio of debt service to the total operating budget, with the life of specific issues paralleling the life (three year minimum) of respective assets (\$5,000 minimum), utilizing the analytical tool of constant principal repayment.

- * Maximization of intergovernmental funding (Federal, State, Municipal and Private) of activities which are in conformance with New Castle County's Comprehensive Development Plan.
- * Protection of the County's investment in existing facilities, where appropriate, to avoid the higher cost of rehabilitation and/or replacement associated with deferment.
- * Authorization of new projects only as consistent with each department's ability to complete prior authorized projects.
- * Utilization (where appropriate) of user fees as a revenue source to offset (in full or in part) the operating and debt service expenses resulting from capital projects when completed.
- * Fostering economies of scale through inter-jurisdictional cooperation.

- * Promotion of economic development and its inherent contributions (leverage; private sector investment; expansion of existing job market).

This entire process can be summarized as follows:

- √ The continuous monitoring of change.
- √ The continuous refinement of goals and policies in order to reorganize change in such a way as to give direction to fiscal and development-related decisions.
- √ Ensuring the inter-relationship of capital programming and budgeting with the Comprehensive Development Plan.
- √ Ensuring the Capital Program and Budget are in conformity with the State of Delaware's Quality of Life Legislation.

Debt Management

Rating Upgrade

Concentrated efforts have been made to maintain and improve the County’s “high-grade” ratings for its general obligation bonds through innovations in financial and debt administration. On February 2, 2001, Standard and Poor’s of New York upgraded New Castle County from “AA” to the prestigious “AAA”. October 2, 2002 Fitch Ratings of New York upgraded New Castle County to “AAA” and six days later on October 8, 2002 Moody’s Investors Service also announced that New Castle County had earned its Triple-A rating. These AAA ratings have since been reaffirmed in February 2004, July 2006, October 2007, December 2008 and September 2010 by all three agencies. Attaining the top bond rating from all three rating agencies reflects the strong financial management and planning capabilities, and the quality of its elected and administrative leadership, as well as its activity, wealth and social characteristics. These high-grade ratings will reduce the cost of raising capital for County projects and will result in a substantial savings for the County taxpayers. The County will continue to seek ways to improve and maintain these ratings so as to provide the finest quality services and lowest cost.

Legal Debt Margin

Title 9 of the Delaware Code Section 1163(a)(7) establishes a debt ceiling of three percent of the assessed value of taxable real estate excluding debt for certain special assessments and enterprise funds.

The County has traditionally made prudent use of its debt authority. Based on the precertified April 1, 2011 taxable value, the three percent debt limit would permit \$538,944,580 in debt. The amount of outstanding debt

applicable to the three percent debt limit is \$194,817,234. There is an additional \$197,264,533 of enterprise fund debt outstanding not subject to the debt limit in accordance with Title 9 of the Delaware Code. This includes the \$2,861,766 Revolving Fund Loan payable to the State of Delaware for Sewer and Stormwater projects.

Policy Statement

Active debt management provides fiscal advantages to the citizens of this County. Overuse of debt places a burden on the financial resources of the County and its taxpayers. The following legislative fundamentals and administrative guidelines provide a framework and limit on debt utilization.

- (1) Debt shall not exceed 3 percent of taxable assessed evaluation (Legislative)... Currently 1.0%
- (2) Net direct debt shall not exceed \$400 per capita (Administrative)... Currently \$364
- (3) Debt principal to be retired in 10 years... Currently 52%
- (4) Net overall debt per capita (net direct plus overlapping) shall not exceed the \$1,025 median for similar sized counties (Administrative)... Currently \$669
- (5) Annual debt service requirements shall not exceed Key Financial Policy #2 limitations (Legislative) as presented in the chart on the following page: “Debt Service as a Percentage of the Operating Budget.”

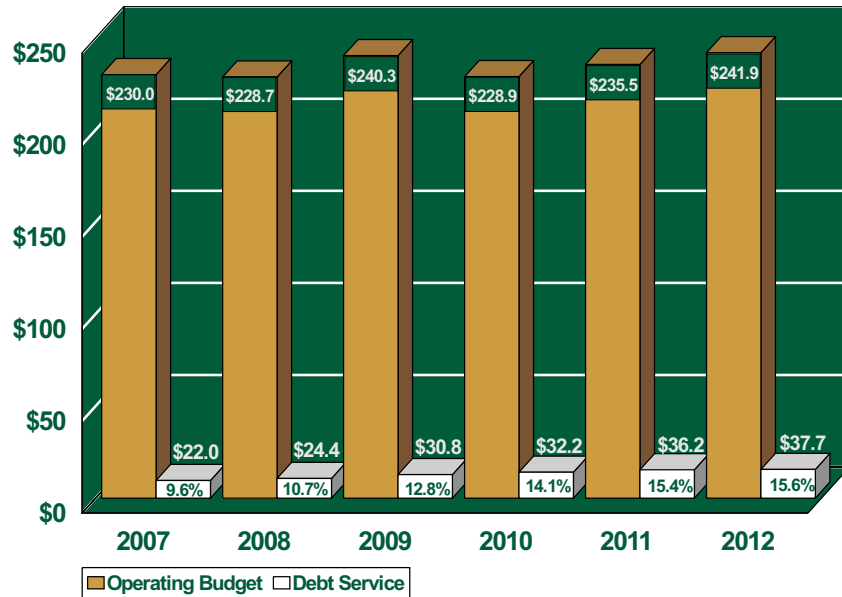
The following table presents the County’s debt position as a percent of assessed taxable value.

Type	Debt	Assessed Taxable Value	Percent	
			Currently	Allowable
Subject to Debt Margin	\$194,817,234	\$18.1 Billion	1.0%	3.0%
All Debt	\$392,081,767	\$18.1 Billion	2.0%	N/A

Debt Service as a Percentage of the Operating Budget

New Castle County’s debt service funding in the operating budget for the past five years and the current fiscal year as a percentage of the operating budget is presented in the following bar chart:

**New Castle County
Debt Service as a Percentage of the Operating Budget
Fiscal Years 2007 through 2012**



In accordance with Key Financial Policy #2 (KFP #2), debt service as a percentage of the general and sewer fund is as follows for the Fiscal Year 2012 proposed operating budget.

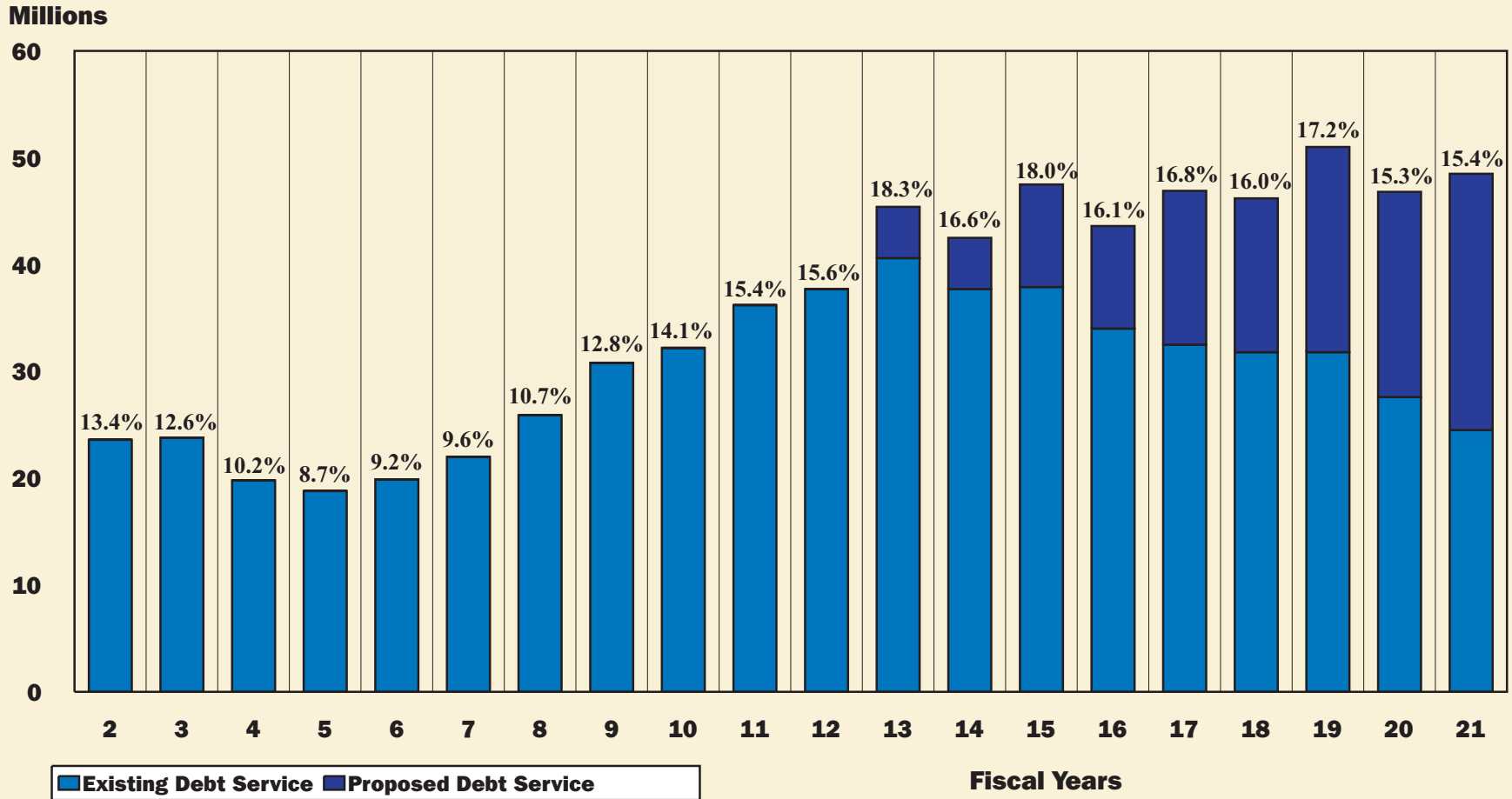
	Maximum % Age Per KFP #2	% Age for FY 2012
General Fund	15%	13.4%
Sewer Fund (G.O. Bond)*	20%	21.0%
Sewer Fund (All Debt)*	20%	22.8%

*Includes federal mandated sewer rehabilitation in Brandywine Hundred.



New Castle County's "AAA" Bond Rating by all three rating agencies.

Existing and Proposed Debt Service As a Percentage of Operating Budget Fiscal Year 2002 - 2021



This chart reflects principal and interest payments as well as projected payments based on debt offerings of \$50 Million every other year thereafter beginning in FY 2013. Operating growth beginning with FY 2012 is estimated at 3.0% a year.

Bond Authorizations

Future issuance of debt based on available **bond authorizations** as of February 28, 2011 is limited to **\$162.6 million**. Available spending authority vis-a-vis capital appropriations as of February 28, 2011 is limited to **\$158.9 million**, of which **\$126.3 million** is held in reserve pending project need.

Investment Policy

The investment of capital funds is incorporated into the County’s cash management program. All unexpended bond proceeds are deposited in a custodial account for arbitrage tracking. All other funds are deposited into a consolidated treasurer’s account and invested with other funds in order to obtain maximum earnings. The segregation of each project’s equity is preserved and reported daily. Each agency managing capital projects is required to submit a capital cash forecast for 12 months every month. This projection includes receipts and disbursements by month for each capital project managed by the agency.

Interest earned on capital funds during the construction period is generally credited to the general and enterprise fund wherein the debt service is paid.

Development Impact Fees

In FY 1998, New Castle County adopted the New Castle County Unified Development Code (UDC). Included in the UDC are provisions to allow New Castle County to charge development impact fees to be used for future infrastructure needs of the County.

Impact fees are one-time payments used to generally fund capital facility improvements that are necessary to accommodate new development (i.e. libraries, fire service, emergency medical services, police, county facilities, parks and sewers) while maintaining the quality of life within communities.

As of February 28, 2011, impact fees collected and projected uses for New Castle County operations are presented on the following page.

DEVELOPMENT IMPACT FEES

Parks - North C&D		Parks - South C&D	
Balance as of 2/28/2011	\$234,112.00	Balance as of 2/28/2011	\$175,303.00
Projected Revenue 3/1/2011 - 6/30/2012	145,418.00	Projected Revenue 3/1/2011 - 6/30/2012	75,432.00
Projected Expenditures 3/1/2011 - 6/30/2012	0.00	Projected Expenditures 3/1/2011 - 6/30/2012	0.00
Projected Balance 6/30/2012	\$379,530.00	Projected Balance 6/30/2012	\$250,735.00
Libraries - North C&D		Libraries - South C&D	
Balance as of 2/28/2011	\$100,171.00	Balance as of 2/28/2011	\$289,501.00
Projected Revenue 3/1/2011 - 6/30/2012	61,154.00	Projected Revenue 3/1/2011 - 6/30/2012	32,406.00
Projected Expenditures 3/1/2011 - 6/30/2012	0.00	Projected Expenditures 3/1/2011 - 6/30/2012	0.00
Projected Balance 6/30/2012	\$161,325.00	Projected Balance 6/30/2012	\$321,907.00
Emergency Medical - North C&D		Emergency Medical - South C&D	
Balance as of 2/28/2011	\$22,165.00	Balance as of 2/28/2011	\$3,264.00
Projected Revenue 3/1/2011 - 6/30/2012	7,738.00	Projected Revenue 3/1/2011 - 6/30/2012	3,072.00
Projected Expenditures 3/1/2011 - 6/30/2012	0.00	Projected Expenditures 3/1/2011 - 6/30/2012	0.00
Projected Balance 6/30/2012	\$29,903.00	Projected Balance 6/30/2012	\$6,336.00
Law Enforcement - North C&D		Law Enforcement - South C&D	
Balance as of 2/28/2011	\$102,685.00	Balance as of 2/28/2011	\$22,959.00
Projected Revenue 3/1/2011 - 6/30/2012	41,358.00	Projected Revenue 3/1/2011 - 6/30/2012	17,744.00
Projected Expenditures 3/1/2011 - 6/30/2012	0.00	Projected Expenditures 3/1/2011 - 6/30/2012	0.00
Projected Balance 6/30/2012	\$144,043.00	Projected Balance 6/30/2012	\$40,703.00
Sewer - North C&D		Sewer South C&D	
Balance as of 2/28/2011	0.00	Balance as of 2/28/2011	\$233,252.00
Projected Revenue 3/1/2011 - 6/30/2012	0.00	Projected Revenue 3/1/2011 - 6/30/2012	922,568.00
Projected Expenditures 3/1/2011 - 6/30/2012	0.00	Projected Expenditures 3/1/2011 - 6/30/2012	(1,000,000.00)
Projected Balance 6/30/2012	\$0.00	Projected Balance 6/30/2012	\$155,820.00
Fire Service		County Facilities	
Balance as of 2/28/2011	\$593,281.00	Balance as of 2/28/2011	\$428,365.00
Projected Revenue 3/1/2011 - 6/30/2012	475,790.00	Projected Revenue 3/1/2011 - 6/30/2012	165,634.00
Projected Expenditures 3/1/2011 - 6/30/2012	(500,000.00)	Projected Expenditures 3/1/2011 - 6/30/2012	0.00
Projected Balance 6/30/2012	\$569,071.00	Projected Balance 6/30/2012	\$593,999.00

Definitions

The **Capital Program** is a schedule of all County capital improvements anticipated to be undertaken during the next six fiscal years. It states the time schedule, estimated costs, and sources of financing.

The **Capital Budget** is a detailed list of capital spending authorizations (appropriations) to be made or incurred in accordance with the Capital Program from funds subject to the control or appropriation of the County Council.

A **Capital Improvement** is any permanent physical improvement and/or activity with a normal life of three years or more and a cost exceeding \$5,000. The \$5,000 limit may be waived in the case of a series of small project expenditures which are essentially elements of a large development program, the total of which exceeds \$5,000.

An **Activity** includes all capital improvements required to perform one type of service for the public. It may encompass one or more development programs and one or more projects.

A **Development Program** is a major capital improvement which will be carried to completion in stages over a period of years. It may be broken into a series of projects.

A **Project** is the basic unit of the capital improvements program. A project is a capital improvement which generally will span a shorter period of time for completion.

Fiscal Year (FY) refers to a year beginning July 1 and ending June 30. Fiscal years are referred to by the year in which they end.

Funding Source identifies the source of revenue to fund the capital appropriations, i.e., Bonds, Federal, State, Other.

Prior Authorizations are the total cumulative-to-date appropriations previously approved by County Council.

Obligated Amount represents the total expenditures plus encumbrances charged to each project in the Capital Program.

Comprehensive Development Plan - The adopted Comprehensive Development Plan (CDP) is the County's primary policy document with respect to land development. Management of natural and cultural resources, preservation of existing development quality, and direction of infrastructural initiatives. The CDP will ultimately contain the adopted service standards for all types of community facilities.

Long Range Departmental Master Plans - The Long-Range Departmental Master Plans (LRP's) are based on the demographic projections, facilities standards, and demand coefficients of the CDP. The LRP's project departmental capital needs for a period of 18 years beyond the budget year. The LRP's are a major means of carrying out long-range capital planning and of determining the conformity of capital projects with the CDP.

Departmental Profiles
FY 2012 - 2017 Capital Program and Budget

Introduction

The following briefly profiles certain Department's functions and objectives concerning capital programming and budgeting.

Department of Special Services

The quality of the County's living environment depends in a number of significant ways on functions performed by the Department of Special Services:

- Safe treatment and disposal of wastewater is achieved through the County's sanitary sewer system which currently includes 4 treatment plants and over 1,800 miles of sewers, over 40,000 manholes, and 170 pump stations. In addition to carrying out a major program of improvements to this system, the Department monitors the discharge of industrial wastewater.

- To control erosion and flooding, the Department maintains 45 stormwater management facilities, reviews development proposals for compliance with the drainage code and constructs stormwater systems.

- Protection of the County's investment in existing facilities will continue to be a major goal.

- The development and maintenance of parkland controlled by New Castle County.

- In order to achieve these functions, the Department has developed program objectives for FY 2012 and throughout the remainder of the program's years. These are as follows:

Sewer

Sanitary Facilities - The rehabilitation of existing facilities, particularly the White Clay Sewer Basin, Brandywine Hundred North and South and Naamans Creek basins including rehabilitation of various pumping stations and the DelDot Coordination project. Additionally, condition modeling systems, development of capital improvements throughout the sewer system, and septic elimination projects are scheduled for communities, such as Bridleshire Farms.

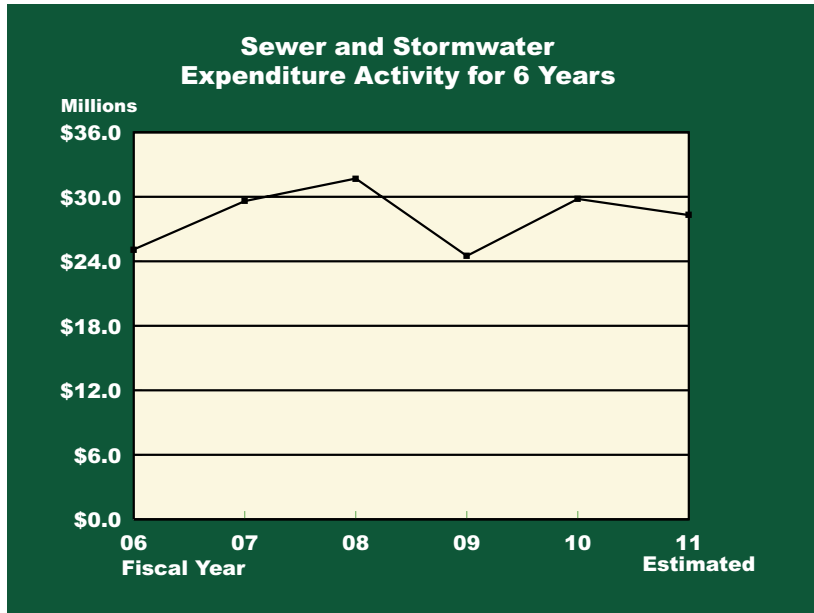
Stormwater - Protection of existing commercial, industrial, and residential investments. A major rehabilitation program has been developed to address long-term stormwater needs.



**Pigeon Run Stormwater management basin
beautifies the County's drainage effort.**

Department of Special Services *(Continued)*

The accompanying chart is a six-year line-graph for sewer and stormwater expenditures. Annotated below the chart is the amount of available appropriations for each category at February 28, 2011 and the appropriations recommended and approved for FY 2012.



Available Appropriations
as of 2/28/2011
\$115.9 Million

Recommended FY 2012
Capital Appropriations
\$37.8 Million

Approved FY 2012
Capital Appropriations
\$37.8 Million

Department of Special Services (Continued)

Measurement of the FY 2012 Capital Project impact upon the annual operating budget after project completion is presented below as an addition to or reduction of cost.

FY 2012 Capital Budget Title	Appropriations	Annual Operating Budget Impact			
		Personnel Service Costs	Other Operating Costs	Debt Service Costs	Total
SEWER					
SANITARY FACILITIES					
Asset Management	\$250,000	\$ -	\$ -	\$20,625	\$20,625
Brandywine Hundred North Rehab Phase I	8,905,000	-	-	734,663	734,663*
Brandywine Hundred South Rehab Phase I	5,765,000	-	-	475,613	475,613
Bridleshire Farms Septic Elimination	(100,000)	-	-	-	-
Christiana River Force Main	500,000	-	-	41,250	41,250
Countywide Manhole Rehabilitation	500,000	-	-	41,250	41,250
Countywide Trenchless Rehab	1,000,000	-	-	82,500	82,500
Delaware City Treatment Plant Rehabilitation	500,000	-	-	41,250	41,250*
DelDot Coordination Project	800,000	-	-	66,000	66,000
Develop Interceptor Improvements	(798,000)	-	-	-	-
General Sewer Improvements	400,000	-	-	33,000	33,000
General Stormwater Improvements	36,000	-	-	-	- **
Glasgow Area Sewer Improvements	150,000	-	-	12,375	12,375
Kirkwood Trunk Line Interceptor	300,000	-	-	24,750	24,750
Mill Creek Interceptor Relief	500,000	-	-	41,250	41,250
North Delaware Interceptor System	11,575,000	-	-	954,938	954,938
Old State Rd Interceptor	500,000	-	-	41,250	41,250*
Pike Creek Improvements	500,000	-	-	41,250	41,250*
Pump Station Rehabilitation	800,000	-	-	66,000	66,000
Septage Receiving Station Upgrade	600,000	-	-	49,500	49,500*
Sewer Repairs & Rehabilitation	1,500,000	-	-	123,750	123,750
South Christiana Interceptor Analysis	1,500,000	-	-	123,750	123,750
Stormwater Basin Renovation	600,000	-	-	49,500	49,500
Wastewater Treatment Plant/Discharge Elimination	50,000	-	-	4,125	4,125
White Clay Sewer Basin Rehabilitation	1,500,000	-	-	123,750	123,750
TOTAL SEWER	\$37,833,000	\$ 0	\$ 0	\$3,192,339	\$3,192,339

*Recovery Zone Economic Development Bonds

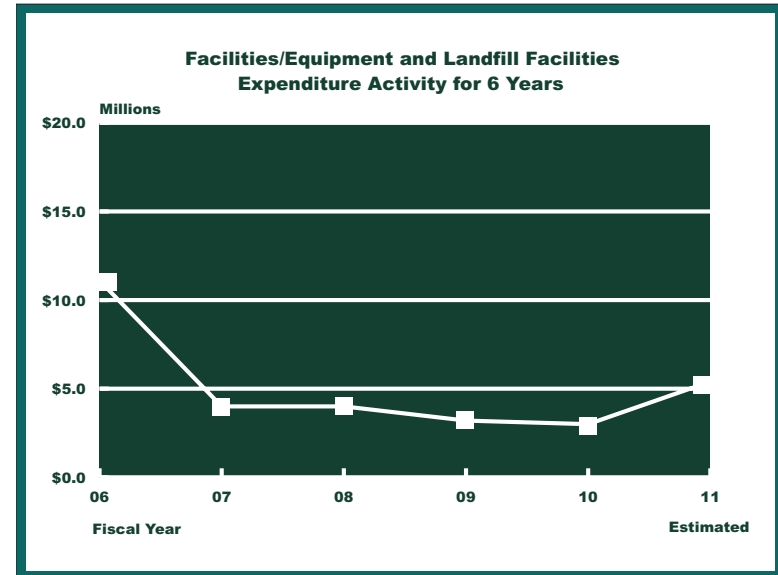
**Environmental Compliance

Department of Special Services *(Continued)*

Facilities/Equipment and Landfill Facilities

- **Environmental Protection** - Protection of environment and facilities from hazardous substances (asbestos, PCB's, Radon, chemicals) and underground fuel tanks (fuel oil, gasoline, diesel).
- **Building and Facilities Improvement/Additions** - Rehabilitation and modification of County agencies' facilities and equipment and facility acquisition.
- **Landfills** - Prevention of further movement of leachate from the Army Creek Landfill. This facility has been closed for many years. Remediation at this facility is ongoing.
- **Fleet Equipment** - Purchase and upgrade County fleet equipment as needed and required.

The accompanying chart is a six-year line-graph for Facilities/Equipment and Landfill Facilities expenditures. Annotated below the chart is the amount of available appropriations at February 28, 2011 and the appropriations recommended and approved for FY 2012.



Available Appropriations
as of 2/28/2011
\$5.0 Million

Recommended FY 2012
Capital Appropriations
\$0.2 Million

Approved FY 2012
Capital Appropriations
\$0.2 Million



New Castle County Government Center

Department of Special Services (Continued)

Measurement of the FY 2012 Capital Project impact upon the annual operating budget after project completion is presented below as an addition to or reduction of cost.

FY 2012 Capital Budget		Annual Operating Budget Impact			
Title	Appropriations	Personnel Service Costs	Other Operating Costs	Debt Service Costs	Total
FACILITIES/EQUIPMENT					
Centralized Fluid Dispensing	\$92,000	\$ -	\$ -	\$7,590	\$7,590
Vehicle Lift System	73,400	-	-	6,056	6,056
Inspection of Tanks - Environmental Control	10,000	-	-	825	825
TOTAL FACILITIES/EQUIPMENT	\$175,400	\$ 0	\$ 0	\$14,471	\$14,471

Department of Special Services *(Continued)*

Parks

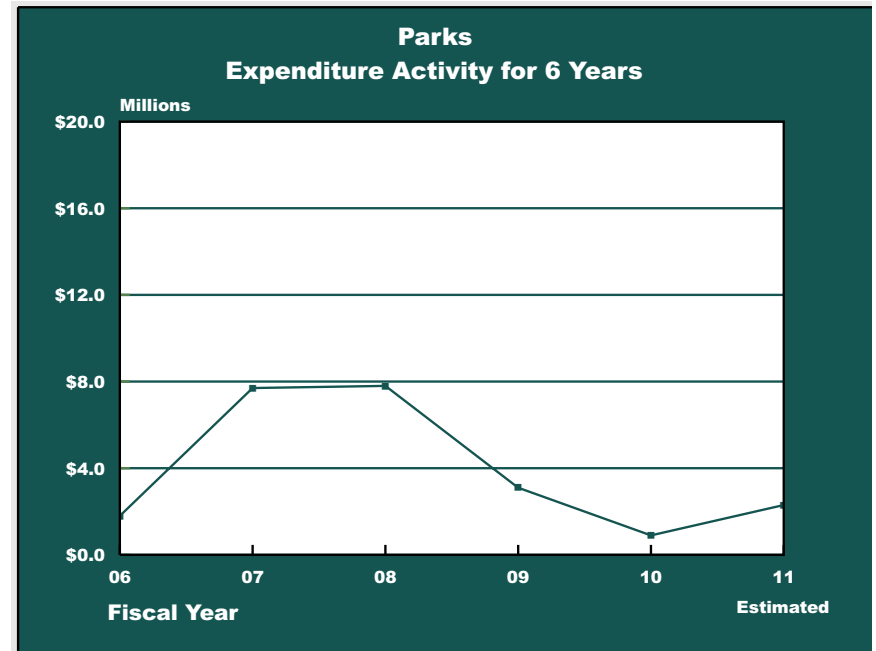
Special Services has responsibility for developing and maintaining over 7,000 acres of parkland controlled by the County.

- **Land Development** - Expansion and development of existing and new parks/recreational facilities consistent with the Department’s Comprehensive Development Plan.
- **Land Acquisition** - Expansion of strategic land holdings for the preservation of natural areas, farmland, and the development of District Parks, when approved, in the Departmental Long Range Plan.



One of many community playgrounds maintained by the Parks Section.

The chart shown below is a six-year line-graph for Parks expenditures. Annotated below the chart is the amount of available appropriations at February 28, 2011 and the appropriations recommended and approved for FY 2012.



Available Appropriations
as of 2/28/2011
\$8.7 Million

Recommended FY 2012
Capital Appropriations
\$0.6 Million

Approved FY 2012
Capital Appropriations
\$0.6 Million

Department of Special Services (Continued)

Measurement of the FY 2012 Capital Project impact upon the annual operating budget after project completion is presented below as an addition to or reduction of cost.

FY 2012 Capital Budget		Annual Operating Budget Impact			
Title	Appropriations	Personnel Service Costs	Other Operating Costs	Debt Service Costs	Total
PARKS					
Game Court Improvements	\$175,000	\$1,600	\$400	\$14,438	\$16,438
General Parkland Improvements	350,000	-	-	23,877	23,877
Land Acquisition	(766,098)	-	-	-	-
Play Area Improvements	325,000	16,536	4,134	26,813	47,483
Parkland Acquisition	500,000	-	-	41,250	41,250
TOTAL PARKS	\$583,902	\$18,136	\$4,534	\$106,378	\$129,048

Department of Community Services

The Department of Community Services provides cultural, educational and recreational programming and housing services for County residents.

- Sports and recreational programs offered by the Department include sports leagues and tournaments, the Senior Sports Center at PAL, Smart Beginnings, summer camps, Safety Town, Arts Studio courses and workshops, equestrian events and programs at Carousel Park and Special Events programming, e.g. Cub-A-Ree.

- Hot meals at 13 senior centers and nutrition sites sponsored by the County in cooperation with local community groups;

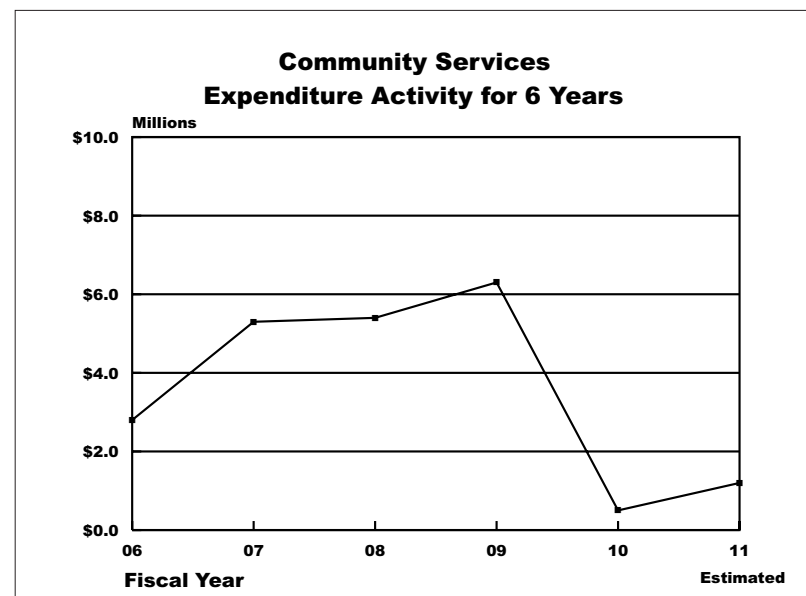
- The County’s library system provides a total of 15 public libraries. Nine facilities are directly administered by the Department (Appoquinimink, Claymont, Brandywine Hundred, Hockessin, Kirkwood, Newark, Bear, Elsmere and Woodlawn), and six are contractually managed (Corbit-Calloway, Delaware City, New Castle, Wilmington and its two branches, La Biblioteca del Pueblo and the North Wilmington Branch);

- Management of the Community Development Block Grant (CDBG) Program, the Section 8 Housing Assistance Program, the Rental Rehabilitation Grant Program, Emergency Shelter Grant Program and the State of Delaware Housing Development Fund.

- Capital program objectives include:

- **Library Facilities** - Expansion of the Bear Library, begin design and planning for the Southern Library, and construction of a stand-alone facility for the Claymont Library.

The accompanying chart is a six-year line-graph for Community Services Department expenditures. Annotated below the chart is the amount of available appropriations at February 28, 2011 and the appropriations recommended and approved for FY 2012.



Available Appropriations as of 2/28/2011 \$21.2 Million	Recommended FY 2012 Capital Appropriations \$3.2 Million	Approved FY 2012 Capital Appropriations \$3.2 Million
---	--	---

Measurement of the FY 2012 Capital Project impact upon the annual operating budget after project completion is presented below as an addition to or reduction of cost.

Title	FY 2012 Capital Budget Appropriations	Operating Budget Impact			
		Personnel Service Costs	Other Operating Costs	Debt Service Costs	Total
COMMUNITY SERVICES					
Bear Library Expansion	\$975,000	\$ -	\$ -	\$ -	\$ - *
Claymont Library	2,171,782	-	-	-	- *
Route 9 Community Library	25,000	-	-	-	-
TOTAL COMMUNITY SERVICES	\$3,171,782	\$ -	\$ -	\$ -	\$ -

*Recovery Zone Economic Development Bonds

Department of Public Safety

The Department of Public Safety provides county law enforcement, emergency communications (911), emergency medical services, and emergency preparedness services to the residents of New Castle County. The following briefly describes the department’s functions and objectives in this year’s Capital Budget and Program.

The **New Castle County Police** represent the largest municipal **Law Enforcement** agency in the State of Delaware. Providing jurisdictional Police services to over 500,000 residents of New Castle County, they respond to all emergency and non-emergency calls for service in all unincorporated and some incorporated areas in New Castle County. Capital Program objectives include:

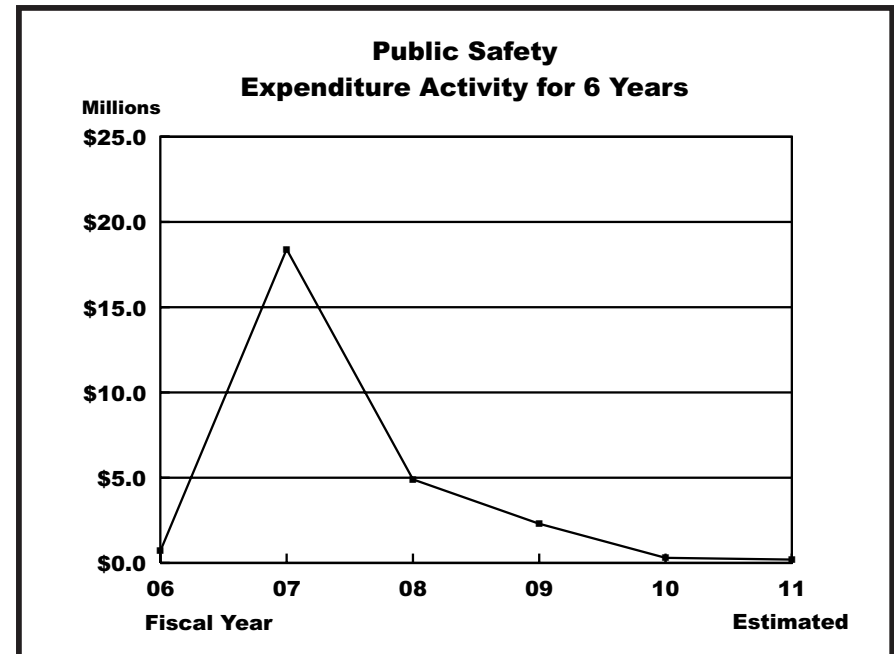
- **Law Enforcement Facilities** - Centralize facilities to coordinate the service needs of County residents by optimizing logistical placement of Police Officers.
- **Communications Improvements** - Protect the lives of police officers and residents through state-of-the-art equipment and technology.

The **Emergency Communications Division** serves as the vital link between the populace of New Castle County and all related requests for emergency police, fire, rescue and medical service. Additionally, the Emergency Communications Division assists in the dispatch of other municipal user groups and other incorporated municipal police agencies. Capital Program objectives include:

- **Communication Improvements** - Protection of County residents through state-of-the-art communications networks.

Emergency Medical Services provides for direct medical services to all life threatening and non-life threatening emergencies. The advanced life support units, working in conjunction with all volunteer fire companies, now provides for a program which establishes the best in initial medical observations and stabilization during medical situations.

The chart shown below is a six-year line-graph for the Department of Public Safety expenditures. Annotated below the chart is the amount of available appropriations at February 28, 2011 and the appropriations recommended and approved for FY 2012.



Available Appropriations
as of 2/28/2011
\$3.6 Million

Recommended FY 2012
Capital Appropriations
\$3.4 Million

Approved FY 2012
Capital Appropriations
\$3.4 Million

Department of Public Safety *(Continued)*

Measurement of the FY 2012 Capital Project impact upon the annual operating budget after project completion is presented below as an addition to or reduction of cost.

FY 2012 Capital Budget		Annual Operating Budget Impact			
Title	Appropriations	Personnel Service Costs	Other Operating Costs	Debt Service Costs	Total
PUBLIC SAFETY					
Communications Upgrade	\$2,500,000	\$ -	\$ -	\$103,125	\$103,125
Police Protection Package	100,000	-	-	-	-
Lifepak 15 Upgrade	800,000	-	-	66,000	66,000
Total Public Safety	\$3,400,000	\$ -	\$ -	\$169,125	\$169,125



EMS Vehicle and Equipment.

New Castle County Airport

On June 30, 1995 New Castle County transferred operation and control of the New Castle County Airport to the Delaware River and Bay Authority (DRBA), vis-a-vis a 30-year lease agreement.

All capital improvements at the County Airport will be financed and managed by the DRBA.

A six-year expenditure activity graph is not presented here as New Castle County has not incurred capital expenditures after FY 1995.



New Castle County Airport

Department of Administration

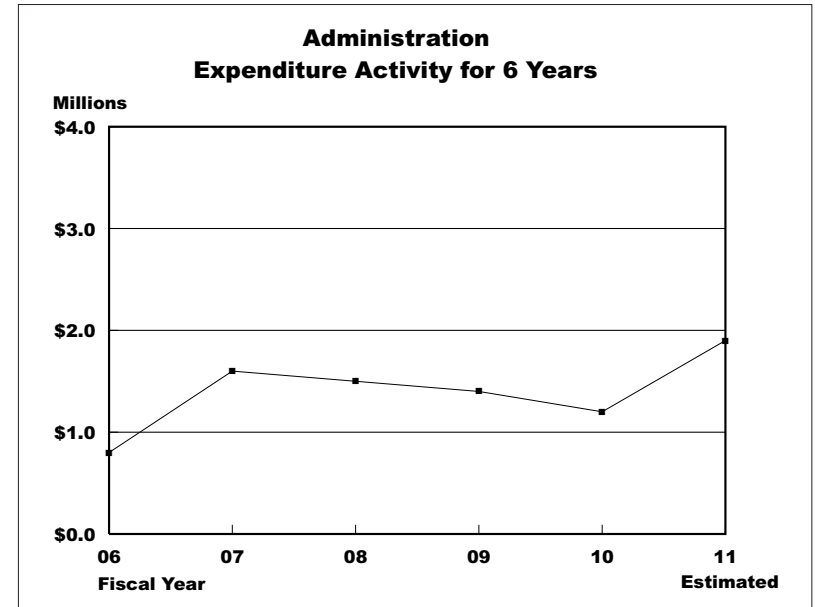
The Department of Administration provides support service to all County departments and offices. Centralized services provided by this department include:

- Finance
- Human Resources
- Law
- Information Systems
- Procurement
- Central Services (mail, printing, records management and storeroom)
- Customer Information and Assistance

Program objectives for FY 2012 and throughout the remainder of the program years are as follows:

- **Information Systems** - Provide a County-wide computer communications network and implement additional technical business solutions throughout the County.

The chart shown below is a six-year line-graph for the Department of Administration expenditures. Annotated below the chart is the amount of available appropriations at February 28, 2011 and the appropriations recommended and approved for FY 2012.



Available Appropriations
as of 2/28/2011
\$2.7 Million

Recommended FY 2012
Capital Appropriations
\$1.2 Million

Approved FY 2012
Capital Appropriations
\$1.2 Million

Department of Administration *(Continued)*

Measurement of the FY 2012 Capital Project impact upon the annual operating budget after project completion is presented below as an addition to or reduction of cost.

FY 2012 Capital Budget		Annual Operating Budget Impact			
Title	Appropriations	Personnel Service Costs	Other Operating Costs	Debt Service Costs	Total
ADMINISTRATION					
Information Systems Expansion	\$ 1,175,000	\$ 0	\$ 0	\$96,938	\$96,938
Total Administration	\$ 1,175,000	\$ 0	\$ 0	\$96,938	\$96,938

County Executive

The County Executive section of the Capital Program is to provide contingency project funding to meet increased costs of an authorized project or other contingency criteria.

A six-year expenditure activity graph is not presented here since expenditure activity is recorded in the respective departments where the project is authorized. Annotated below is the amount of available appropriations at February 28, 2011 and the appropriations recommended and approved for FY 2012.

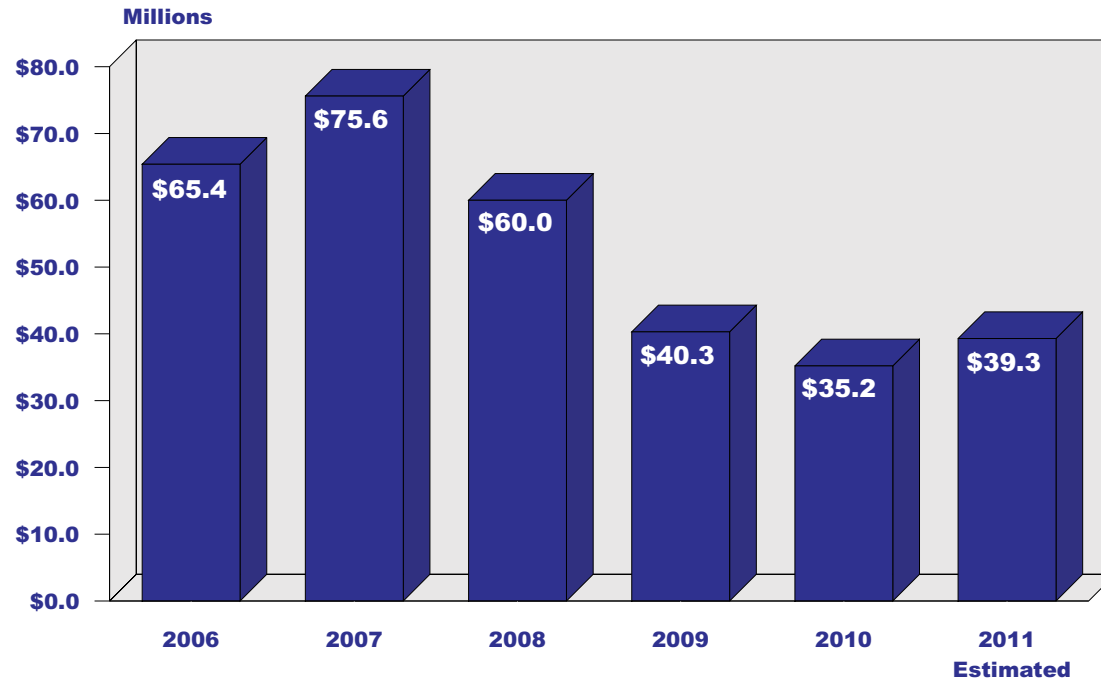
Available Appropriations as of 2/28/2011 \$1.5 Million	Recommended FY 2012 Capital Appropriations \$0 Million
Approved FY 2012 Capital Appropriations \$0 Million	



Measurement of the FY 2012 Capital Project impact upon the annual operating budget after project completion is presented below as an addition to or reduction of cost.

FY 2012 Capital Budget		Annual Operating Budget Impact			
Title	Appropriations	Personnel Service Costs	Other Operating Costs	Debt Service Costs	Total
COUNTY EXECUTIVE					
Executive Capital Contingency	\$ 0	\$ 0	\$ 0	\$ 0	\$ 0
Total County Executive	\$ 0	\$ 0	\$ 0	\$ 0	\$ 0

New Castle County Expenditure Activity for 2006 - 2011 By Program



Executive	0.0	0.0	0.0	0.0	0.0	0.0
Sewer/Stormwater	30.4	36.0	36.4	24.5	29.8	28.3
Facilities/Equipment	1.7	4.0	4.0	3.2	2.5	5.4
Parks	2.6	8.2	7.7	3.1	0.9	2.3
Information Systems	1.8	1.6	1.5	1.4	1.2	1.9
Public Safety	23.3	20.3	4.3	1.8	0.3	0.2
Community Services	5.6	5.5	6.1	6.3	0.5	1.2

**Schedule of Program
Appropriation and Funding
FY 2012 - 2017**

NEW CASTLE COUNTY
FY 2012
CAPITAL BUDGET AND PROGRAM SUMMARY

SUMMARY - APPROPRIATIONS AND FUNDING

(in thousands)

ALL CAPITAL PROJECTS

DEPARTMENT/SOURCE OF FUNDS	Prior Auth.	Avail. Balance 02/28/11	Obligated Amount 02/28/11	%	FISCAL YEAR						Bal. To Complete	Total Cost
					2012	2013	2014	2015	2016	2017		
SPECIAL SERVICES	\$507,784	\$129,613	\$378,171	74%	\$38,592	\$60,432	\$46,005	\$60,305	\$21,795	\$28,330	\$40,250	\$803,493
COMMUNITY SERVICES	38,478	21,271	17,207	45%	3,172	7,380	2,697	1,949				53,676
PUBLIC SAFETY	54,449	3,643	50,806	93%	3,400	900						58,749
ADMINISTRATION	23,946	2,652	21,294	89%	1,175	750	750	750	750	750		28,871
COUNTY EXECUTIVE	1,526	1,526	0	0%								1,526
	\$626,183	\$158,705	\$467,478	75%	\$46,339	\$69,462	\$49,452	\$63,004	\$22,545	\$29,080	\$40,250	\$946,315
BONDS	\$463,333	-	-	-	\$26,859	\$64,252	\$47,116	\$61,416	\$22,145	\$28,680	\$40,250	\$754,051
FEDERAL	6,901	-	-	-	30	30						6,961
STATE	26,798	-	-	-	4,414	4,160	1,936	688				37,996
GENERAL FUND	39,359	-	-	-								39,359
IMPACT FEES	4,573	-	-	-	4,195							8,768
OTHER	85,219	-	-	-	10,841	1,020	400	900	400	400		99,180
TOTAL - PROJECT FUNDING	\$626,183	-	-	-	\$46,339	\$69,462	\$49,452	\$63,004	\$22,545	\$29,080	\$40,250	\$946,315

**Program Schedules &
Project Narratives**

Department of Special Services

**NEW CASTLE COUNTY
CAPITAL PROGRAM**

FY 2012-2017
(in thousands)

Department: Special Services
Activity: Total
Development Program:

Proj. No.	Project Information	Funding Source	Prior Auth.	Avail. Balance 02/28/2011	Obligated Amount 02/28/2011	FISCAL YEARS						Bal. To Complete	Total Cost	
						2012	2013	2014	2015	2016	2017			
	Special Services	BONDS	374525	-	-	-	23634	60032	45605	59905	21395	27930	40250	653276
		FEDERAL	5680	-	-	-								5680
		STATE	14560	-	-	-	243							14803
		OTHER	113019	-	-	-	14715	400	400	400	400	400		129734
	DEPARTMENTAL TOTAL	TOTAL	507784	129613	378171	74%	38592	60432	46005	60305	21795	28330	40250	803493

**NEW CASTLE COUNTY
CAPITAL PROGRAM**

FY 2012-2017
(in thousands)

Department: Special Services
Activity: Subtotals
Development Program:

Proj. No.	Project Information	Funding Source	Prior Auth.	Avail. Balance 02/28/2011	Obligated Amount 02/28/2011	%	FISCAL YEARS					Bal. To Complete	Total Cost	
							2012	2013	2014	2015	2016			2017
	Facilities/Equipment	BONDS	14542	-	-	-	175	250	2050	700	150	25	300	18192
	Subtotal	FEDERAL	3746	-	-	-								3746
		STATE	185	-	-	-								185
		OTHER	27778	-	-	-								27778
		TOTAL		46251	4743	41508	90%	175	250	2050	700	150	25	300
	Landfill	BONDS	900	-	-	-								900
	Subtotal	FEDERAL		-	-	-								
		STATE			-	-	-							
		OTHER			-	-	-							
		TOTAL		900	265	635	71%	0	0	0	0	0	0	0

**NEW CASTLE COUNTY
CAPITAL PROGRAM**

FY 2012-2017
(in thousands)

Department: Special Services
Activity: Subtotals
Development Program:

Proj. No.	Project Information	Funding Source	Prior Auth.	Avail. Balance 02/28/2011	Obligated Amount 02/28/2011	%	FISCAL YEARS					Bal. To Complete	Total Cost	
							2012	2013	2014	2015	2016			2017
	Parks	BONDS	54498	-	-	-	109	11612	7875	2725	4225	6225	87269	
	Subtotal	FEDERAL		-	-	-								
		STATE	3165	-	-	-							3165	
		OTHER	5025	-	-	-	475						5500	
		TOTAL		62688	8708	53980	86%	584	11612	7875	2725	4225	6225	0
	Sewers	BONDS	294377	-	-	-	22750	47390	34900	55700	16240	20900	39950	532207
	Subtotal	FEDERAL		-	-	-								
		STATE	1660	-	-	-	243							1903
		OTHER	70115	-	-	-	14204	400	400	400	400	400		86319
		TOTAL		366152	111136	255016	70%	37197	47790	35300	56100	16640	21300	39950
	Stormwater	BONDS	10208	-	-	-	600	780	780	780	780	780		14708
	Subtotal	FEDERAL	1934	-	-	-								1934
		STATE	9550	-	-	-								9550
		OTHER	10101	-	-	-	36							10137
		TOTAL		31793	4761	27032	85%	636	780	780	780	780	780	0

**NEW CASTLE COUNTY
CAPITAL PROGRAM**

FY 2012-2017
(in thousands)

Department: Special Services
Activity: Facilities/Equipment
Development Program: Miscellaneous Improvements

Proj. No.	Project Information	Funding Source	Prior Auth.	Avail. Balance 02/28/2011	Obligated Amount % 02/28/2011	FISCAL YEARS						Bal. To Complete	Total Cost	
						2012	2013	2014	2015	2016	2017			
0230	Fleet Acquisitions													
	Description: Purchase of heavy equipment, off road equipment, and vehicles. Funds for these purchases will come from the General Fund.	BONDS		-	-	-								
		FEDERAL		-	-	-								
		STATE		-	-	-								
		OTHER	27528	-	-	-								27528
		TOTAL	27528	1550	25978	94 %	0	0	0	0	0	0	0	27528
	Timing: Begin FY 2002.	Work Description through 2011: Purchases as needed.				Through 2012:				Balance 2013 to Completion:				
	All Council Districts													
0401	Building Rehabilitation													
	Description: Capital improvements to County buildings as required.	BONDS	1870	-	-	-			2000					3870
		FEDERAL		-	-	-								
		STATE		-	-	-								
		OTHER		-	-	-								
		TOTAL	1870	728	1142	61 %	0	0	2000	0	0	0	0	3870
	Timing: Begin FY 2004.	Work Description through 2011: Capital improvements as required.				Through 2012: Capital improvements as required.				Balance 2013 to Completion: Capital improvements as required.				
	All Council Districts													
0711	Government Center Parking Lot													
	Description: Paving of the Government Center parking lot.	BONDS		-	-	-				700				700
		FEDERAL		-	-	-								
		STATE		-	-	-								
		OTHER		-	-	-								
		TOTAL	0	0	0	0 %	0	0	0	700	0	0	0	700
	Timing: FY 2015.	Work Description through 2011:				Through 2012:				Balance 2013 to Completion: Paving of the parking lot.				
	Council District 7													

**NEW CASTLE COUNTY
CAPITAL PROGRAM**

FY 2012-2017
(in thousands)

Department: Special Services
Activity: Facilities/Equipment
Development Program: Miscellaneous Improvements

Proj. No.	Project Information	Funding Source	Prior Auth.	Avail. Balance 02/28/2011	Obligated Amount % 02/28/2011	FISCAL YEARS						Bal. To Complete	Total Cost
						2012	2013	2014	2015	2016	2017		
1109	ARRA Building Rehabilitation	BONDS	4054	-	-	-							4054
	Description: Energy improvements to county facilities. Three projects funded by EECBG Awards and 17 additional projects through county funds.	FEDERAL	3746	-	-	-							3746
		STATE		-	-	-							
		OTHER		-	-	-							
		TOTAL	7800	128	7672	98 %	0	0	0	0	0	0	7800
	Timing: FY 2010 to FY 2013.	Work Description through 2011: Energy improvements to county facilities.			Through 2012: Energy improvements to county facilities.			Balance 2013 to Completion: Energy improvements to county facilities. Estimated completion date 12/13/2012.					
	All Council Districts												
1202	Centralized Fluid Dispensing	BONDS		-	-	-	92						92
	Description: Design and install centralized fluid dispensing system for the Garage.	FEDERAL		-	-	-							
		STATE		-	-	-							
		OTHER		-	-	-							
		TOTAL	0	0	0	0 %	92	0	0	0	0	0	92
	Timing: FY 2012	Work Description through 2011:			Through 2012: Design and install.			Balance 2013 to Completion:					
	Council District 7												
1204	Vehicle Lift System	BONDS		-	-	-	73						73
	Description: Replacement of the two installed lifts and one mobile lift.	FEDERAL		-	-	-							
		STATE		-	-	-							
		OTHER		-	-	-							
		TOTAL	0	0	0	0 %	73	0	0	0	0	0	73
	Timing: Installation by FY 2012	Work Description through 2011:			Through 2012: Installation.			Balance 2013 to Completion:					
	Council District 7												

**NEW CASTLE COUNTY
CAPITAL PROGRAM**

FY 2012-2017
(in thousands)

Department: Special Services
Activity: Facilities/Equipment
Development Program: Miscellaneous Improvements

Proj. No.	Project Information	Funding Source	Prior Auth.	Avail. Balance 02/28/2011	Obligated Amount % 02/28/2011	FISCAL YEARS						Bal. To Complete	Total Cost
						2012	2013	2014	2015	2016	2017		
8919	Inspection of Tanks Environmental Control	BONDS	1721	-	-	-	10	25	25		25		1806
	Description: Inspection of tanks, replacing, retrofitting and monitoring.	FEDERAL		-	-	-							
		STATE		-	-	-							
		OTHER		-	-	-							
		TOTAL	1721	1	1720	100 %	10	25	25	0	25	0	1806
	Timing: Specific projects as need is identified.	Work Description through 2011: As needed.			Through 2012: As needed.			Balance 2013 to Completion: As needed.					
	All Council Districts												
9035	Hazardous Substances & Asbestos Abatement	BONDS	1197	-	-	-		25	25		25	25	1297
	Description: Abatement and/or disposal of asbestos and other hazardous materials.	FEDERAL		-	-	-							
		STATE		-	-	-							
		OTHER	250	-	-	-							250
		TOTAL	1447	28	1419	98 %	0	25	25	0	25	25	1547
	Timing: As identified.	Work Description through 2011: As needed.			Through 2012: As needed.			Balance 2013 to Completion: As needed.					
	All Council Districts												
9808	General Paving	BONDS	1400	-	-	-		100				100	1600
	Description: Re-paving at Swift Park and various other County locations including curbs, sidewalks, and drainage repairs.	FEDERAL		-	-	-							
		STATE	185	-	-	-							185
		OTHER		-	-	-							
		TOTAL	1585	669	916	58 %	0	100	0	0	0	0	1785
	Timing: As required.	Work Description through 2011: Paving as required.			Through 2012: Paving as required.			Balance 2013 to Completion: Paving as required.					
	All Council Districts												

**NEW CASTLE COUNTY
CAPITAL PROGRAM**

FY 2012-2017
(in thousands)

Department: Special Services
Activity: Facilities/Equipment
Development Program: Miscellaneous Improvements

Proj. No.	Project Information	Funding Source	Prior Auth.	Avail. Balance 02/28/2011	Obligated Amount % 02/28/2011	FISCAL YEARS						Bal. To Complete	Total Cost
						2012	2013	2014	2015	2016	2017		
9909	General Roof Renovations	BONDS	800	-	-	-	100			100		200	1200
	Description: Project for major roof repairs at various facilities.	FEDERAL		-	-	-							
		STATE		-	-	-							
		OTHER		-	-	-							
		TOTAL	800	555	245	31%	0	100	0	0	100	0	1200
	Timing: As required.	Work Description through 2011: Renovations as required.			Through 2012: Renovations as required.			Balance 2013 to Completion: Renovations as required.					
	All Council Districts												
9910	Security	BONDS	3500	-	-	-							3500
	Description: Install upgraded integrated security systems at various county facilities.	FEDERAL		-	-	-							
		STATE		-	-	-							
		OTHER		-	-	-							
		TOTAL	3500	1084	2416	69%	0	0	0	0	0	0	3500
	Timing: Begin FY 2000.	Work Description through 2011: Implement.			Through 2012: Implement.			Balance 2013 to Completion: Implement.					
	All Council Districts												

**NEW CASTLE COUNTY
CAPITAL PROGRAM**

FY 2012-2017
(in thousands)

Department: Special Services
Activity: Landfill
Development Program: Landfills (closed)

Proj. No.	Project Information	Funding Source	Prior Auth.	Avail. Balance 02/28/2011	Obligated Amount 02/28/2011	FISCAL YEARS						Bal. To Complete	Total Cost
						2012	2013	2014	2015	2016	2017		
0126	Army Creek Landfill Upgrade												
	Description: Various wells and additional equipment as required by EPA approved plan.	BONDS	900	-	-	-							900
		FEDERAL		-	-	-							
		STATE		-	-	-							
		OTHER		-	-	-							
		TOTAL	900	265	635	71 %	0	0	0	0	0	0	900
	Timing: Begin FY 2001.	Work Description through 2011: As required.				Through 2012: As required.				Balance 2013 to Completion: As required.			
	Council District 12												

**NEW CASTLE COUNTY
CAPITAL PROGRAM**

FY 2012-2017
(in thousands)

Department: Special Services
Activity: Parks
Development Program: District Parks

Proj. No.	Project Information	Funding Source	Prior Auth.	Avail. Balance 02/28/2011	Obligated Amount % 02/28/2011	FISCAL YEARS						Bal. To Complete	Total Cost	
						2012	2013	2014	2015	2016	2017			
0117	District Park #5	BONDS	950	-	-	-	1000	1000	1000				3950	
	Description: Purchase of Harris/Grimm property and site work to develop a district park located in Red Lion.	FEDERAL		-	-	-								
		STATE		-	-	-								
		OTHER		-	-	-								
		TOTAL	950	307	643	68 %	0	1000	1000	1000	0	0	0	3950
	Timing: Begin FY 2001.	Work Description through 2011:			Through 2012:			Balance 2013 to Completion: Construction.						
	Council District 6													
0331	Parkland Acquisition	BONDS	5830	-	-	-	500	3500	4320			5000	19150	
	Description: Parkland acquisition.	FEDERAL		-	-	-								
		STATE	541	-	-	-							541	
		OTHER	750	-	-	-							750	
		TOTAL	7121	0	7121	100 %	500	3500	4320	0	0	5000	0	20441
	Timing: FY 2003.	Work Description through 2011:			Through 2012: Acquisition to be determined by Department of Special Services.			Balance 2013 to Completion: Acquisition to be determined by Department of Special Services.						
	All Council Districts													

**NEW CASTLE COUNTY
CAPITAL PROGRAM**

FY 2012-2017
(in thousands)

Department: Special Services
Activity: Parks
Development Program: Game Court Improvements

Proj. No.	Project Information	Funding Source	Prior Auth.	Avail. Balance 02/28/2011	Obligated Amount % 02/28/2011	FISCAL YEARS						Bal. To Complete	Total Cost
						2012	2013	2014	2015	2016	2017		
0510	Game Court Improvements	BONDS	575	-	-	-	175	125	125	125	125	125	1375
	Description: Improvements and renovations to existing tennis and basketball courts. Specific game court areas to be identified in year of authorization.	FEDERAL		-	-	-							
		STATE		-	-	-							
		OTHER		-	-	-							
		TOTAL	575	32	543	94 %	175	125	125	125	125	125	1375
	Timing: As required.	Work Description through 2011: Design and construction improvements to courts.			Through 2012: Design and construction improvements to courts.			Balance 2013 to Completion: Design and construction improvements to courts.					
	All Council Districts												

**NEW CASTLE COUNTY
CAPITAL PROGRAM**

FY 2012-2017
(in thousands)

Department: Special Services
Activity: Parks
Development Program: General Parkland Improvements

Proj. No.	Project Information	Funding Source	Prior Auth.	Avail. Balance 02/28/2011	Obligated Amount 02/28/2011	FISCAL YEARS						Bal. To Complete	Total Cost	
						2012	2013	2014	2015	2016	2017			
0509	General Parkland Improvements	BONDS	1000	-	-	-	254	350	350	350	350	350	3004	
	Description: Development and renovations of parks and recreation facilities. Force account, construction materials, architectural services and other authorized park improvements.	FEDERAL		-	-	-								
		STATE	560	-	-	-							560	
		OTHER		-	-	-	96						96	
		TOTAL		1560	563	997	64%	350	350	350	350	350	350	0
	Timing: As required.	Work Description through 2011: Neighborhood park renovations and other authorized park improvements.			Through 2012: Neighborhood park renovations and other authorized park improvements.			Balance 2013 to Completion: Neighborhood park renovations and other authorized park improvements.						
	All Council Districts													

**NEW CASTLE COUNTY
CAPITAL PROGRAM**

FY 2012-2017
(in thousands)

Department: Special Services
Activity: Parks
Development Program: Greenway Trails

Proj. No.	Project Information	Funding Source	Prior Auth.	Avail. Balance 02/28/2011	Obligated Amount 02/28/2011	FISCAL YEARS						Bal. To Complete	Total Cost
						2012	2013	2014	2015	2016	2017		
0515	Greenway Systems	BONDS	1500	-	-	-	-178	500	500	500	500	500	3822
	Description: Cross County pathway connector system for walking and biking.	FEDERAL		-	-	-							
		STATE	1209	-	-	-							1209
		OTHER		-	-	-	178						178
		TOTAL	2709	2427	282	10%	0	500	500	500	500	500	5209
	Timing: Begin FY 2005.	Work Description through 2011: Construction.			Through 2012: Construction.			Balance 2013 to Completion: Construction.					
	All Council Districts												

**NEW CASTLE COUNTY
CAPITAL PROGRAM**

FY 2012-2017
(in thousands)

Department: Special Services
Activity: Parks
Development Program: Maintenance Base Operations

Proj. No.	Project Information	Funding Source	Prior Auth.	Avail. Balance 02/28/2011	Obligated Amount % 02/28/2011	FISCAL YEARS						Bal. To Complete	Total Cost
						2012	2013	2014	2015	2016	2017		
9809	Maintenance Base Renovations	BONDS	230	-	-	-	330	330					890
	Description: Construct new office and storage facilities and renovations as required.	FEDERAL		-	-	-							
		STATE		-	-	-							
		OTHER		-	-	-							
		TOTAL	230	0	230	100%	0	330	330	0	0	0	890
	Timing: As required.	Work Description through 2011:				Through 2012:				Balance 2013 to Completion: Renovations as required.			
	All Council Districts												

**NEW CASTLE COUNTY
CAPITAL PROGRAM**

FY 2012-2017
(in thousands)

Department: Special Services
Activity: Parks
Development Program: Miscellaneous

Proj. No.	Project Information	Funding Source	Prior Auth.	Avail. Balance 02/28/2011	Obligated Amount % 02/28/2011	FISCAL YEARS						Bal. To Complete	Total Cost	
						2012	2013	2014	2015	2016	2017			
0121	Sports Lighting	BONDS	1050	-	-	-								1050
	Description: Lighting of existing sports fields.	FEDERAL		-	-	-								
		STATE		-	-	-								
		OTHER		-	-	-								
		TOTAL	1050	286	764	73%	0	0	0	0	0	0	0	1050
	Timing: FY 2001 - FY 2012.	Work Description through 2011: Lighting installation as approved.			Through 2012: Lighting installation as approved.			Balance 2013 to Completion:						
	All Council Districts													
0516	Skate Park	BONDS	502	-	-	-								502
	Description: Construction of a skate park located at Glasgow Regional Park.	FEDERAL		-	-	-								
		STATE	200	-	-	-								200
		OTHER		-	-	-								
		TOTAL	702	0	702	100%	0	0	0	0	0	0	0	702
	Timing: FY 2005.	Work Description through 2011: Construction as approved.			Through 2012: Construction as approved.			Balance 2013 to Completion: Construction as approved.						
	Council District 11													
9815	Pavilion Renovations	BONDS	82	-	-	-		107						189
	Description: Renovations of pavilions at various parks.	FEDERAL		-	-	-								
		STATE		-	-	-								
		OTHER		-	-	-								
		TOTAL	82	0	82	100%	0	107	0	0	0	0	0	189
	Timing: As required.	Work Description through 2011: Renovations to selected pavilions.			Through 2012: Renovations to selected pavilions.			Balance 2013 to Completion: Renovations to selected pavilions.						
	All Council Districts													

**NEW CASTLE COUNTY
CAPITAL PROGRAM**

FY 2012-2017
(in thousands)

Department: Special Services
Activity: Parks
Development Program: Play Area Improvements

Proj. No.	Project Information	Funding Source	Prior Auth.	Avail. Balance 02/28/2011	Obligated Amount 02/28/2011	FISCAL YEARS						Bal. To Complete	Total Cost	
						2012	2013	2014	2015	2016	2017			
0508	Play Area Improvements	BONDS	1615	-	-	-	325	250	250	250	250	250	3190	
	Description: Installation of play equipment in various parks as required.	FEDERAL		-	-	-								
		STATE	215	-	-	-							215	
		OTHER		-	-	-								
		TOTAL	1830	123	1707	93 %	325	250	250	250	250	250	0	3405
	Timing: As required.	Work Description through 2011: Design and install play structures as approved.			Through 2012: Design and install play structures as approved.			Balance 2013 to Completion: Design and install play structures as approved.						
	All Council Districts													

**NEW CASTLE COUNTY
CAPITAL PROGRAM**

FY 2012-2017
(in thousands)

Department: Special Services
Activity: Parks
Development Program: Regional Parks

Proj. No.	Project Information	Funding Source	Prior Auth.	Avail. Balance 02/28/2011	Obligated Amount % 02/28/2011	FISCAL YEARS						Bal. To Complete	Total Cost	
						2012	2013	2014	2015	2016	2017			
0115	Brandywine Springs Park Rehabilitation	BONDS	650	-	-	-								650
	Description: Lake Washington renovation, restoration of historic bridge abutment and pedestrian bridge.	FEDERAL		-	-	-								
		STATE	100	-	-	-								100
		OTHER		-	-	-								
		TOTAL	750	569	181	24%	0	0	0	0	0	0	0	750
	Timing: Begin FY 2001.	Work Description through 2011: Construction.			Through 2012: Construction.			Balance 2013 to Completion: Construction.						
	Council District 9													
0330	Land Acquisition	BONDS	12000	-	-	-	-766							11234
	Description: Funding for farmland preservation and open space initiatives.	FEDERAL		-	-	-								
		STATE		-	-	-								
		OTHER		-	-	-								
		TOTAL	12000	1266	10734	89%	-766	0	0	0	0	0	0	11234
	Timing: FY 2003 - FY 2016.	Work Description through 2011: Funding for farmland preservation and open space initiatives.			Through 2012: Funding for farmland preservation and open space initiatives.			Balance 2013 to Completion: Funding for farmland preservation and open space initiatives.						
	All Council Districts													
0333	Iron Hill Park	BONDS	400	-	-	-								400
	Description: Development of a regional park.	FEDERAL		-	-	-								
		STATE	55	-	-	-								55
		OTHER	600	-	-	-								600
		TOTAL	1055	109	946	90%	0	0	0	0	0	0	0	1055
	Timing: FY 2003.	Work Description through 2011: Construction.			Through 2012: Complete.			Balance 2013 to Completion:						
	Council District 5													

**NEW CASTLE COUNTY
CAPITAL PROGRAM**

FY 2012-2017
(in thousands)

Department: Special Services
Activity: Parks
Development Program: Regional Parks

Proj. No.	Project Information	Funding Source	Prior Auth.	Avail. Balance 02/28/2011	Obligated Amount 02/28/2011	FISCAL YEARS						Bal. To Complete	Total Cost	
						2012	2013	2014	2015	2016	2017			
0334	Southern Regional Park	BONDS	500	-	-	-	1000	1000	500				3000	
	Description: Development of a Southern Regional Park.	FEDERAL		-	-	-								
		STATE		-	-	-								
		OTHER	500	-	-	-							500	
		TOTAL	1000	938	62	6%	0	1000	1000	500	0	0	0	3500
	Timing: FY 2008 through FY 2016.	Work Description through 2011: Design.			Through 2012: Construction.			Balance 2013 to Completion: Construction.						
	Council District 6,12													
0608	Delcastle Competition Quad	BONDS	650	-	-	-							650	
	Description: Renovate and re-light competition ballfield quad complex to 300 foot fields.	FEDERAL		-	-	-								
		STATE	200	-	-	-							200	
		OTHER		-	-	-								
		TOTAL	850	202	648	76%	0	0	0	0	0	0	850	
	Timing: FY2006.	Work Description through 2011: Construction.			Through 2012: Construction.			Balance 2013 to Completion: Construction.						
	Council District 9													
0609	Delcastle Parking Renovations	BONDS	400	-	-	-	800						1200	
	Description: Planned phased renovations of sidewalks, curbing, parking surfaces, etc.	FEDERAL		-	-	-								
		STATE		-	-	-								
		OTHER		-	-	-								
		TOTAL	400	27	373	93%	0	800	0	0	0	0	1200	
	Timing: FY2006 through FY2014.	Work Description through 2011: Construction.			Through 2012: Construction.			Balance 2013 to Completion: Complete construction.						
	Council District 9													

**NEW CASTLE COUNTY
CAPITAL PROGRAM**

FY 2012-2017
(in thousands)

Department: Special Services
Activity: Parks
Development Program: Regional Parks

Proj. No.	Project Information	Funding Source	Prior Auth.	Avail. Balance 02/28/2011	Obligated Amount % 02/28/2011	FISCAL YEARS						Bal. To Complete	Total Cost	
						2012	2013	2014	2015	2016	2017			
0704	Multi-Purpose Athletic Fields	BONDS	1634	-	-	-	-141	900						2393
	Description: Installation of synthetic turf on athletic fields.	FEDERAL		-	-	-								
		STATE		-	-	-								
		OTHER		-	-	-	141							141
		TOTAL	1634	1570	64	4%	0	900	0	0	0	0	0	2534
	Timing: FY2007 through FY2014. Council District 1	Work Description through 2011: Design.			Through 2012: Construction.			Balance 2013 to Completion: Construction.						
9715	Middle Run Valley	BONDS	1100	-	-	-	-60							1040
	Description: Development and improvements to the Middle Run Valley Natural Area property.	FEDERAL		-	-	-								
		STATE		-	-	-								
		OTHER		-	-	-	60							60
		TOTAL	1100	192	908	83%	0	0	0	0	0	0	0	1100
	Timing: Began FY 1997. Council District 3,9	Work Description through 2011: Continue with improvements and new developments.			Through 2012: Continue with improvements and new developments.			Balance 2013 to Completion: Continue with improvements and new developments.						
9916	Glasgow Regional Park	BONDS	23830	-	-	-		2750			3000			29580
	Description: Development of a regional park facility in the Glasgow area.	FEDERAL		-	-	-								
		STATE	85	-	-	-								85
		OTHER	3175	-	-	-								3175
		TOTAL	27090	97	26993	100%	0	2750	0	0	3000	0	0	32840
	Timing: FY 2003. Council District 11	Work Description through 2011: Construction.			Through 2012: Construction.			Balance 2013 to Completion: Construction.						

**NEW CASTLE COUNTY
CAPITAL PROGRAM**

FY 2012-2017
(in thousands)

Department: Special Services
Activity: Sewers
Development Program: Interceptors

Proj. No.	Project Information	Funding Source	Prior Auth.	Avail. Balance 02/28/2011	Obligated Amount % 02/28/2011	FISCAL YEARS						Bal. To Complete	Total Cost	
						2012	2013	2014	2015	2016	2017			
0323	Mill Creek Interceptor Relief	BONDS	2300	-	-	-	500	1250	1250	1000		1500	7800	
	Description: Place 4,900 lf of 24" relief sewer along Mill Creek between Limestone Rd. and Stoney Batter Road.	FEDERAL		-	-	-								
		STATE		-	-	-								
		OTHER		-	-	-								
		TOTAL	2300	1338	962	42 %	500	1250	1250	1000	0	0	1500	7800
	Timing: Initiate FY 2003.	Work Description through 2011: Construction.			Through 2012: Construction.			Balance 2013 to Completion: Construction.						
	Council District 3,9													
0420	Old State Rd Interceptor	BONDS	1450	-	-	-	500						1950	
	Description: Evaluation, analysis and design of the sewer system at the confluence of the Old State Road and State Road Interceptor.	FEDERAL		-	-	-								
		STATE		-	-	-								
		OTHER		-	-	-								
		TOTAL	1450	1306	144	10 %	500	0	0	0	0	0	1950	
	Timing: Begin FY 2004.	Work Description through 2011: Construction.			Through 2012: Construction.			Balance 2013 to Completion: Construction.						
	Council District 12													
0610	Boxwood Rd Sanitary Sewer Improvements	BONDS	2200	-	-	-							2200	
	Description: Hydraulic analysis, metering, field investigation and design of sewer improvements to sanitary sewer located in the vicinity of the Little Mill Creek Interceptor near Boxwood Road.	FEDERAL		-	-	-								
		STATE		-	-	-								
		OTHER		-	-	-								
		TOTAL	2200	2140	60	3 %	0	0	0	0	0	0	2200	
	Timing: FY 2007 through FY 2013.	Work Description through 2011: Construction.			Through 2012: Construction.			Balance 2013 to Completion: Construction.						
	Council District 1													

**NEW CASTLE COUNTY
CAPITAL PROGRAM**

FY 2012-2017
(in thousands)

Department: Special Services
Activity: Sewers
Development Program: Interceptors

Proj. No.	Project Information	Funding Source	Prior Auth.	Avail. Balance 02/28/2011	Obligated Amount % 02/28/2011	FISCAL YEARS						Bal. To Complete	Total Cost	
						2012	2013	2014	2015	2016	2017			
0611	South Christiana Interceptor Analysis	BONDS	1000	-	-	-	1500	2000					6000	10500
	Description: Planning metering, field work and analysis of South Christiana Sewer Interceptor.	FEDERAL		-	-	-								
		STATE			-	-	-							
		OTHER			-	-	-							
		TOTAL	1000	86	914	91 %	1500	2000	0	0	0	0	6000	10500
	Timing: Begin FY 2010.	Work Description through 2011: Planning, metering and analysis.			Through 2012: Planning, metering and analysis.			Balance 2013 to Completion: Construction.						
	Council District 6,7,11,12													
0903	State Road Interceptor	BONDS	1000	-	-	-								1000
	Description: Upgrade of approximately 1,000 lf of 24" diameter sanitary sewer located upstream of the State Road pump station in the vicinity of Routes 13 and 40.	FEDERAL		-	-	-								
		STATE			-	-	-							
		OTHER			-	-	-							
		TOTAL	1000	928	72	7 %	0	0	0	0	0	0	0	1000
	Timing: FY 2009 - FY 2012	Work Description through 2011: Complete development of construction plans and specifications.			Through 2012: Complete construction.			Balance 2013 to Completion:						
	Council District 12													
1003	Fieldstone Crossing Interceptor	BONDS	750	-	-	-								750
	Description: Upgrade approximately 2,000 lf of 8" sanitary sewer improvements to the Fieldstone Crossing outfall.	FEDERAL		-	-	-								
		STATE			-	-	-							
		OTHER			-	-	-							
		TOTAL	750	734	16	2 %	0	0	0	0	0	0	0	750
	Timing: FY 2010.	Work Description through 2011: Construction.			Through 2012: Construction.			Balance 2013 to Completion:						
	Council District 12													

**NEW CASTLE COUNTY
CAPITAL PROGRAM**

FY 2012-2017
(in thousands)

Department: Special Services
Activity: Sewers
Development Program: Interceptors

Proj. No.	Project Information	Funding Source	Prior Auth.	Avail. Balance 02/28/2011	Obligated Amount % 02/28/2011	FISCAL YEARS						Bal. To Complete	Total Cost
						2012	2013	2014	2015	2016	2017		
1004	Kirkwood Trunk Line Interceptor	BONDS	200	-	-	-	300	2300	3800				6600
	Description: Design and construction of approximately 4,000 lf of sanitary sewer improvements to the Kirkwood Trunk Line.	FEDERAL		-	-	-							
		STATE		-	-	-							
		OTHER		-	-	-							
		TOTAL	200	200	0	0%	300	2300	3800	0	0	0	6600
	Timing: Begin FY 2011.	Work Description through 2011: Plan and design.			Through 2012: Plan and design.			Balance 2013 to Completion: Construction.					
	Council District 12												
9604	Hyde Run Relief	BONDS	7528	-	-	-							7528
	Description: Relief sewer construction to alleviate identified system construction points.	FEDERAL		-	-	-							
		STATE		-	-	-							
		OTHER	100	-	-	-							100
		TOTAL	7628	5175	2453	32%	0	0	0	0	0	0	7628
	Timing: FY 2001 - FY 2012.	Work Description through 2011: Construction.			Through 2012: Complete construction.			Balance 2013 to Completion:					
	Council District 3,9												

**NEW CASTLE COUNTY
CAPITAL PROGRAM**

FY 2012-2017
(in thousands)

Department: Special Services
Activity: Sewers
Development Program: Local Sewers

Proj. No.	Project Information	Funding Source	Prior Auth.	Avail. Balance 02/28/2011	Obligated Amount % 02/28/2011	FISCAL YEARS						Bal. To Complete	Total Cost
						2012	2013	2014	2015	2016	2017		
0101	Backwater Valve Improvement	BONDS	1100	-	-	-	100	100	100	100	100	0	1600
	Description: To install backwater valves in flood prone areas to prevent sewage back-ups during wet weather periods.	FEDERAL		-	-	-							
		STATE		-	-	-							
		OTHER		-	-	-							
		TOTAL	1100	185	915	83%	0	100	100	100	100	0	1600
	Timing: Begin FY 2001.	Work Description through 2011: Construction (installation).			Through 2012: Construction (installation).			Balance 2013 to Completion: Construction (installation).					
	All Council Districts												
0213	Bridleshire Farms Septic Elimination	BONDS	1860	-	-	-	-343						1517
	Description: Local sewer system to service 56 lots in the community of Bridleshire Farms.	FEDERAL		-	-	-							
		STATE	1640	-	-	-	243						1883
		OTHER		-	-	-							
		TOTAL	3500	179	3321	95%	-100	0	0	0	0	0	3400
	Timing: Begin FY 2002.	Work Description through 2011: Construction.			Through 2012: Complete construction.			Balance 2013 to Completion:					
	Council District 3												

**NEW CASTLE COUNTY
CAPITAL PROGRAM**

FY 2012-2017
(in thousands)

Department: Special Services
Activity: Sewers
Development Program: Miscellaneous

Proj. No.	Project Information	Funding Source	Prior Auth.	Avail. Balance 02/28/2011	Obligated Amount % 02/28/2011	FISCAL YEARS						Bal. To Complete	Total Cost	
						2012	2013	2014	2015	2016	2017			
0433	Mobile Radio System Upgrade	BONDS	900	-	-	-								900
	Description: Upgrades are needed to the two-way radio system equipment in order to utilize the State's sites. Numerous blackout or non-response areas are experienced.	FEDERAL		-	-	-								
		STATE		-	-	-								
		OTHER		-	-	-								
		TOTAL	900	90	810	90%	0	0	0	0	0	0	0	900
	Timing: Begin FY 2004.	Work Description through 2011: Upgrade.			Through 2012: Upgrade.			Balance 2013 to Completion:						
	All Council Districts													
0622	General Sewer Improvements	BONDS	1400	-	-	-	400	410	420	430	440	450		3950
	Description: Force account for major capital improvements, design, review and inspections.	FEDERAL		-	-	-								
		STATE		-	-	-								
		OTHER		-	-	-								
		TOTAL	1400	238	1162	83%	400	410	420	430	440	450	0	3950
	Timing: Begin FY 2006.	Work Description through 2011: Inspections, design and improvements.			Through 2012: Inspections, design and improvements.			Balance 2013 to Completion: Inspections, design and improvements.						
	All Council Districts													
1102	Glasgow Area Sewer Improvements	BONDS		-	-	-	150	1250						1400
	Description: Upgrade 10", 12" and 15" diameter sewer; rehabilitate 12" gravity sewer and demolish/decommission the Glasgow Heights pump station.	FEDERAL		-	-	-								
		STATE		-	-	-								
		OTHER		-	-	-								
		TOTAL	0	0	0	0%	150	1250	0	0	0	0	0	1400
	Timing: FY 2012 through FY 2014.	Work Description through 2011:			Through 2012: Design and construction.			Balance 2013 to Completion: Construction.						
	Council District 11													

**NEW CASTLE COUNTY
CAPITAL PROGRAM**

FY 2012-2017
(in thousands)

Department: Special Services
Activity: Sewers
Development Program: Pump Stations

Proj. No.	Project Information	Funding Source	Prior Auth.	Avail. Balance 02/28/2011	Obligated Amount 02/28/2011	FISCAL YEARS						Bal. To Complete	Total Cost	
						2012	2013	2014	2015	2016	2017			
0002	White Clay Creek P/S Rehabilitation	BONDS	3350	-	-	-								3350
	Description: Installation of 5th pump, waterproofing and rehabilitation of electrical/mechanical systems.	FEDERAL		-	-	-								
		STATE		-	-	-								
		OTHER		-	-	-								
		TOTAL	3350	965	2385	71 %	0	0	0	0	0	0	0	3350
	Timing: Began FY 2000.	Work Description through 2011: Construction.			Through 2012: Construction.			Balance 2013 to Completion:						
	Council District 1													
0006	Pump Station Meters	BONDS	461	-	-	-								461
	Description: Upgrade flow meters at major pump stations.	FEDERAL		-	-	-								
		STATE		-	-	-								
		OTHER		-	-	-								
		TOTAL	461	122	339	74 %	0	0	0	0	0	0	0	461
	Timing: Begin FY 2000.	Work Description through 2011: Replacements.			Through 2012: Complete replacements.			Balance 2013 to Completion:						
	All Council Districts													
0106	Pump Station Rehabilitation	BONDS	4450	-	-	-	800	1500	800	800	800	800		9950
	Description: Pump station rehabilitation including electricity, controls, pumps, infrastructure and buildings.	FEDERAL		-	-	-								
		STATE		-	-	-								
		OTHER	85	-	-	-								85
		TOTAL	4535	1008	3527	78 %	800	1500	800	800	800	800	0	10035
	Timing: Initiate FY 2001.	Work Description through 2011: Construction.			Through 2012: Construction.			Balance 2013 to Completion: Construction.						
	All Council Districts													

**NEW CASTLE COUNTY
CAPITAL PROGRAM**

FY 2012-2017
(in thousands)

Department: Special Services
Activity: Sewers
Development Program: Pump Stations

Proj. No.	Project Information	Funding Source	Prior Auth.	Avail. Balance 02/28/2011	Obligated Amount % 02/28/2011	FISCAL YEARS						Bal. To Complete	Total Cost	
						2012	2013	2014	2015	2016	2017			
0215	Naamans Pump Station Upgrade	BONDS	1000	-	-	-								1000
	Description: Installation of pumps and complete electrical upgrade.	FEDERAL		-	-	-								
		STATE		-	-	-								
		OTHER	200	-	-	-								200
		TOTAL		1200	812	388	32%	0	0	0	0	0	0	0
Timing: Initiate FY 2002. Council District 8	Work Description through 2011: Construction.				Through 2012: Construction.				Balance 2013 to Completion:					
0216	Buttonwood Pump Station Upgrade	BONDS	1000	-	-	-								1000
	Description: Installation of pumps and associated mechanical/electrical upgrades.	FEDERAL		-	-	-								
		STATE		-	-	-								
		OTHER		-	-	-								
		TOTAL		1000	410	590	59%	0	0	0	0	0	0	0
Timing: FY 2002 - FY 2012. Council District 12	Work Description through 2011: Construction.				Through 2012: Construction.				Balance 2013 to Completion:					
0217	Terminal Ave Pump Station Upgrade	BONDS	1200	-	-	-								1200
	Description: Installation of pumps and complete electrical upgrades.	FEDERAL		-	-	-								
		STATE		-	-	-								
		OTHER	150	-	-	-								150
		TOTAL		1350	416	934	69%	0	0	0	0	0	0	0
Timing: Initiate FY 2002. Council District 10	Work Description through 2011: Construction.				Through 2012: Construction.				Balance 2013 to Completion:					

**NEW CASTLE COUNTY
CAPITAL PROGRAM**

FY 2012-2017
(in thousands)

Department: Special Services
Activity: Sewers
Development Program: Pump Stations

Proj. No.	Project Information	Funding Source	Prior Auth.	Avail. Balance 02/28/2011	Obligated Amount % 02/28/2011	FISCAL YEARS						Bal. To Complete	Total Cost
						2012	2013	2014	2015	2016	2017		
0312	Edgemoor Pump Station Upgrade	BONDS	1350	-	-	-							1350
	Description: Installation of pumps with associated mechanical/electrical upgrades.	FEDERAL		-	-	-							
		STATE		-	-	-							
		OTHER		-	-	-							
		TOTAL	1350	95	1255	93%	0	0	0	0	0	0	1350
	Timing: Initiate FY 2003.	Work Description through 2011: Construction.			Through 2012: Complete construction.			Balance 2013 to Completion:					
	Council District 4												
0615	Christiana Pump Station Upgrade	BONDS	1000	-	-	-							1000
	Description: Rehabilitation of Christiana Pump Station.	FEDERAL		-	-	-							
		STATE		-	-	-							
		OTHER		-	-	-							
		TOTAL	1000	843	157	16%	0	0	0	0	0	0	1000
	Timing: FY 2007.	Work Description through 2011: Construction.			Through 2012: Construction.			Balance 2013 to Completion: Complete construction.					
	Council District 7												
0616	Electrical Power Distribution Upgrade	BONDS	2250	-	-	-							2250
	Description: Evaluation and upgrade of power distribution equipment at various pump stations.	FEDERAL		-	-	-							
		STATE		-	-	-							
		OTHER		-	-	-							
		TOTAL	2250	1188	1062	47%	0	0	0	0	0	0	2250
	Timing: FY 2007.	Work Description through 2011: Upgrades.			Through 2012: Upgrades.			Balance 2013 to Completion: Upgrades.					
	All Council Districts												

**NEW CASTLE COUNTY
CAPITAL PROGRAM**

FY 2012-2017
(in thousands)

Department: Special Services
Activity: Sewers
Development Program: Pump Stations

Proj. No.	Project Information	Funding Source	Prior Auth.	Avail. Balance 02/28/2011	Obligated Amount % 02/28/2011	FISCAL YEARS						Bal. To Complete	Total Cost	
						2012	2013	2014	2015	2016	2017			
0618	Richardson Park Pump Station Upgrade	BONDS		-	-	-								
	Description: Upgrade/replacement of the electrical motor control center and power distribution equipment.	FEDERAL		-	-	-								
		STATE		-	-	-								
		OTHER	1000	-	-	-								1000
		TOTAL	1000	654	346	35 %	0	0	0	0	0	0	0	1000
	Timing: FY 2006.	Work Description through 2011: Construction.			Through 2012: Construction.			Balance 2013 to Completion:						
	Council District 1													
0621	Airport Rd Pump Station Upgrade	BONDS		-	-	-								
	Description: Upgrade of electrical motor control center and generator replacement.	FEDERAL		-	-	-								
		STATE		-	-	-								
		OTHER	1500	-	-	-								1500
		TOTAL	1500	415	1085	72 %	0	0	0	0	0	0	0	1500
	Timing: FY 2006.	Work Description through 2011: Construction.			Through 2012: Construction.			Balance 2013 to Completion:						
	Council District 7													
0705	Christiana River Force Main	BONDS	1425	-	-	-	500	500	500	500	500	500		4425
	Description: Evaluation of the Christiana River Force Main is necessary to properly assess the condition of the most critical asset.	FEDERAL		-	-	-								
		STATE		-	-	-								
		OTHER		-	-	-								
		TOTAL	1425	1107	318	22 %	500	500	500	500	500	500	0	4425
	Timing: FY 2007 through FY 2017.	Work Description through 2011: Rehabilitation and design.			Through 2012: Rehabilitation and design.			Balance 2013 to Completion: Rehabilitation and design.						
	All Council Districts													

**NEW CASTLE COUNTY
CAPITAL PROGRAM**

FY 2012-2017
(in thousands)

Department: Special Services
Activity: Sewers
Development Program: Pump Stations

Proj. No.	Project Information	Funding Source	Prior Auth.	Avail. Balance 02/28/2011	Obligated Amount % 02/28/2011	FISCAL YEARS						Bal. To Complete	Total Cost
						2012	2013	2014	2015	2016	2017		
9705	Stoney Creek Pump Station Upgrade												
	Description: Total rehabilitation and replacement of Stoney Creek Pump Station and force main.	BONDS		-	-	-							
		FEDERAL		-	-	-							
		STATE		-	-	-							
		OTHER	13850	-	-	-							13850
		TOTAL	13850	1256	12594	91 %	0	0	0	0	0	0	13850
	Timing: Complete FY 2013.	Work Description through 2011: Construction.			Through 2012: Construction.			Balance 2013 to Completion: Construction.					
	Council District 8												

**NEW CASTLE COUNTY
CAPITAL PROGRAM**

FY 2012-2017
(in thousands)

Department: Special Services
Activity: Sewers
Development Program: Rehabilitation

Proj. No.	Project Information	Funding Source	Prior Auth.	Avail. Balance 02/28/2011	Obligated Amount % 02/28/2011	FISCAL YEARS						Bal. To Complete	Total Cost	
						2012	2013	2014	2015	2016	2017			
0005	Brandywine Hundred North Rehab Phase I	BONDS	41403	-	-	-	8905	3520	3880					57708
	Description: Rehabilitation of sewer system in North Brandywine Hundred area to correct capacity shortages due to infiltration and inflow and deteriorated pipe.	FEDERAL		-	-	-								
		STATE		-	-	-								
		OTHER	24560	-	-	-								24560
		TOTAL	65963	25582	40381	61 %	8905	3520	3880	0	0	0	0	82268
	Timing: FY 2001 - FY 2015.	Work Description through 2011: Investigation, design and construction.			Through 2012: Investigation, design and construction.			Balance 2013 to Completion: Investigation, design and construction.						
	Council District 2,8													
0102	Delaware City Sewer Rehabilitation	BONDS	7000	-	-	-								7000
	Description: Rehabilitate, replace and/or relocate deteriorating sewer lines in Delaware City.	FEDERAL		-	-	-								
		STATE		-	-	-								
		OTHER	250	-	-	-								250
		TOTAL	7250	3492	3758	52 %	0	0	0	0	0	0	0	7250
	Timing: FY 2001 - FY 2012.	Work Description through 2011: Construction.			Through 2012: Construction.			Balance 2013 to Completion:						
	Council District 12													
0107	Special Services Complex	BONDS	3250	-	-	-								3250
	Description: Site improvements at the Special Services Churchmans Road complex including: storage sheds and storage domes, expanded parking facilities and other site improvements as needed.	FEDERAL		-	-	-								
		STATE		-	-	-								
		OTHER		-	-	-								
		TOTAL	3250	1495	1755	54 %	0	0	0	0	0	0	0	3250
	Timing: FY 2001 - FY 2013.	Work Description through 2011: Site improvements.			Through 2012: Site improvements.			Balance 2013 to Completion: Complete site improvements.						
	Council District 7													

**NEW CASTLE COUNTY
CAPITAL PROGRAM**

FY 2012-2017
(in thousands)

Department: Special Services
Activity: Sewers
Development Program: Rehabilitation

Proj. No.	Project Information	Funding Source	Prior Auth.	Avail. Balance 02/28/2011	Obligated Amount 02/28/2011	FISCAL YEARS						Bal. To Complete	Total Cost
						2012	2013	2014	2015	2016	2017		
0218	Brandywine Hundred South Rehab Phase I	BONDS	41638	-	-	-	5765	12885	1765				62053
	Description: Rehabilitation of sewer system in South Brandywine Hundred Area (Shellpot Interceptor) to correct capacity shortages due to infiltration and inflow. Timing: FY 2002 - FY 2015. Council District 2,8	FEDERAL		-	-	-							
		STATE		-	-	-							
		OTHER	18050	-	-	-							18050
		TOTAL		59688	27503	32185	54 %	5765	12885	1765	0	0	0
	Work Description through 2011: Sewer rehabilitation in Brandywine Hundred South.	Through 2012: Sewer rehabilitation in Brandywine Hundred South.				Balance 2013 to Completion: Sewer rehabilitation in Brandywine Hundred South.							
0219	Countywide Manhole Rehabilitation	BONDS	2500	-	-	-	500	1000	1000	1000	1000	1000	8000
	Description: This project will rehabilitate and repair over 3,500 manholes identified as deficient. The work includes replacing the frame, cover and internal repairs and renovations as needed. Timing: FY 2002. All Council Districts	FEDERAL		-	-	-							
		STATE		-	-	-							
		OTHER	1000	-	-	-							1000
		TOTAL		3500	1119	2381	68 %	500	1000	1000	1000	1000	1000
	Work Description through 2011: Design/construction.	Through 2012: Design/construction.				Balance 2013 to Completion: Design/construction.							
0220	Asset Management	BONDS		-	-	-	250	1500					1750
	Description: Real time dynamic modeling of the sewer collection system to prioritize and perform rehabilitation work. Timing: Begin FY 2002. All Council Districts	FEDERAL		-	-	-							
		STATE		-	-	-							
		OTHER	1200	-	-	-							1200
		TOTAL		1200	350	850	71 %	250	1500	0	0	0	0
	Work Description through 2011: Modeling, analysis and construction.	Through 2012: Modeling, analysis and construction.				Balance 2013 to Completion: Modeling, analysis and construction.							

**NEW CASTLE COUNTY
CAPITAL PROGRAM**

FY 2012-2017
(in thousands)

Department: Special Services
Activity: Sewers
Development Program: Rehabilitation

Proj. No.	Project Information	Funding Source	Prior Auth.	Avail. Balance 02/28/2011	Obligated Amount % 02/28/2011	FISCAL YEARS						Bal. To Complete	Total Cost
						2012	2013	2014	2015	2016	2017		
0221	Develop Interceptor Improvements	BONDS	300	-	-	-	-111						189
	Description: Real time modeling of the sewer interceptor and force main system to prioritize and perform rehabilitation work.	FEDERAL		-	-	-							
		STATE		-	-	-							
		OTHER	800	-	-	-	-687						113
		TOTAL		1100	798	302	27%	-798	0	0	0	0	0
	Timing: Begin FY 2002.	Work Description through 2011: Modeling, analysis and construction.			Through 2012:			Balance 2013 to Completion:					
	All Council Districts												
0224	Turkey Run Interceptor Rehabilitation	BONDS	3750	-	-	-							3750
	Description: Rehabilitate the Turkey Run Interceptor between Washington Street through Fairfax Development.	FEDERAL		-	-	-							
		STATE		-	-	-							
		OTHER	500	-	-	-							500
		TOTAL		4250	3673	577	14%	0	0	0	0	0	0
	Timing: Initiate FY 2002.	Work Description through 2011: Construction.			Through 2012: Construction.			Balance 2013 to Completion: Complete construction.					
	Council District 2,8												
0406	MOT Area Maintenance Base	BONDS		-	-	-				500			500
	Description: Regional operations base to support growing population in Southern New Castle County.	FEDERAL		-	-	-							
		STATE		-	-	-							
		OTHER		-	-	-							
		TOTAL		0	0	0	0%	0	0	0	500	0	0
	Timing: Initiate FY 2015.	Work Description through 2011:			Through 2012:			Balance 2013 to Completion:					
	Council District 12												

**NEW CASTLE COUNTY
CAPITAL PROGRAM**

FY 2012-2017
(in thousands)

Department: Special Services
Activity: Sewers
Development Program: Rehabilitation

Proj. No.	Project Information	Funding Source	Prior Auth.	Avail. Balance 02/28/2011	Obligated Amount % 02/28/2011	FISCAL YEARS						Bal. To Complete	Total Cost
						2012	2013	2014	2015	2016	2017		
0422	Pike Creek Improvements	BONDS	3250	-	-	-	500	1500	1500	1500			8250
	Description: Infiltration and inflow analysis of the interceptor and design improvements to the interceptor to accommodate additional flows and to connect the system to the new White Clay Interceptor. Timing: Begin FY 2004. Council District 3,9	FEDERAL		-	-	-							
		STATE		-	-	-							
		OTHER		-	-	-							
		TOTAL		3250	2380	870	27 %	500	1500	1500	1500	0	0
	Work Description through 2011: Construction.	Through 2012: Construction.				Balance 2013 to Completion: Construction.							
0423	River Road Improvements	BONDS	1130	-	-	-							1130
	Description: Upgrade of 8" sewer line on River Road from Grantham Lane to area including the River Road pump station. Timing: Begin FY 2004. Council District 12	FEDERAL		-	-	-							
		STATE		-	-	-							
		OTHER		-	-	-							
		TOTAL		1130	322	808	72 %	0	0	0	0	0	0
	Work Description through 2011: Construction.	Through 2012: Complete construction.				Balance 2013 to Completion:							
0438	DelDot Coordination Project	BONDS	9130	-	-	-	800	1900	1900	2000	2000	2000	19730
	Description: Replacement and repairs of sanitary sewer in coordination with DelDot paving projects. Timing: Ongoing. All Council Districts	FEDERAL		-	-	-							
		STATE		-	-	-							
		OTHER	2500	-	-	-							2500
		TOTAL		11630	1098	10532	91 %	800	1900	1900	2000	2000	2000
	Work Description through 2011: Design and construction.	Through 2012: Design and construction.				Balance 2013 to Completion: Design and construction.							

**NEW CASTLE COUNTY
CAPITAL PROGRAM**

FY 2012-2017
(in thousands)

Department: Special Services
Activity: Sewers
Development Program: Rehabilitation

Proj. No.	Project Information	Funding Source	Prior Auth.	Avail. Balance 02/28/2011	Obligated Amount % 02/28/2011	FISCAL YEARS						Bal. To Complete	Total Cost	
						2012	2013	2014	2015	2016	2017			
0511	Sewer Repairs & Rehabilitation	BONDS	6020	-	-	-	1500	2100	2200	2200	2300	2300	18620	
	Description: Sewer repairs and rehabilitation as determined by the Department of Special Services from analysis.	FEDERAL		-	-	-								
		STATE		-	-	-								
		OTHER	1670	-	-	-							1670	
		TOTAL	7690	2002	5688	74 %	1500	2100	2200	2200	2300	2300	0	20290
	Timing: Ongoing.	Work Description through 2011: Design and construction.			Through 2012: Design and construction.			Balance 2013 to Completion: Design and construction.						
	All Council Districts													
0612	North Delaware Interceptor System	BONDS	44122	-	-	-	11575	2175	175				5900	63947
	Description: Rehabilitation, replacement of Old North Delaware Governor Printz Interceptor.	FEDERAL		-	-	-								
		STATE		-	-	-								
		OTHER	1800	-	-	-								1800
		TOTAL	45922	3017	42905	93 %	11575	2175	175	0	0	0	5900	65747
	Timing: FY 2006 through FY 2015.	Work Description through 2011: Construction.			Through 2012: Construction.			Balance 2013 to Completion: Construction.						
	Council District 8													
0613	Townsend Pipe & Manhole Rehabilitation	BONDS	350	-	-	-								350
	Description: Rehabilitation of leaking manholes and replacement of deteriorating piping.	FEDERAL		-	-	-								
		STATE		-	-	-								
		OTHER		-	-	-								
		TOTAL	350	350	0	0 %	0	0	0	0	0	0	0	350
	Timing: Begin FY 2010.	Work Description through 2011: Construction.			Through 2012: Complete construction.			Balance 2013 to Completion:						
	Council District 6													

**NEW CASTLE COUNTY
CAPITAL PROGRAM**

FY 2012-2017
(in thousands)

Department: Special Services
Activity: Sewers
Development Program: Rehabilitation

Proj. No.	Project Information	Funding Source	Prior Auth.	Avail. Balance 02/28/2011	Obligated Amount % 02/28/2011	FISCAL YEARS						Bal. To Complete	Total Cost
						2012	2013	2014	2015	2016	2017		
0614	White Clay Sewer Basin Rehabilitation	BONDS	7650	-	-	-	1500	8250	5000	7000			29400
	Description: Study and analysis of the White Clay sanitary sewer system.	FEDERAL		-	-	-							
		STATE		-	-	-							
		OTHER	500	-	-	-							500
		TOTAL	8150	4998	3152	39%	1500	8250	5000	7000	0	0	29900
	Timing: FY 2005.	Work Description through 2011: Study and analysis.			Through 2012: Construction.			Balance 2013 to Completion: Construction.					
	Council District 3,9												
0624	Brandywine Hundred Clearwater Program	BONDS	2550	-	-	-		1500	1000				5050
	Description: Removal of sump pump and rain water from sanitary sewer system.	FEDERAL		-	-	-							
		STATE		-	-	-							
		OTHER		-	-	-							
		TOTAL	2550	2542	8	0%	0	1500	1000	0	0	0	5050
	Timing: FY 2007 through FY 2015.	Work Description through 2011: Removal.			Through 2012: Removal.			Balance 2013 to Completion: Removal.					
	Council District 2,8												
1001	Brandywine Hundred North Rehab Phase II	BONDS		-	-	-		250	4610	12620	3100	6700	27280
	Description: Design and construction on the medium priority Phase II sewer rehabilitation projects in the North Brandywine Hundred area.	FEDERAL		-	-	-							
		STATE		-	-	-							
		OTHER		-	-	-							
		TOTAL	0	0	0	0%	0	250	4610	12620	3100	6700	27280
	Timing: FY2013.	Work Description through 2011:			Through 2012:			Balance 2013 to Completion: Construction.					
	Council District 2,8												

**NEW CASTLE COUNTY
CAPITAL PROGRAM**

FY 2012-2017
(in thousands)

Department: Special Services
Activity: Sewers
Development Program: Rehabilitation

Proj. No.	Project Information	Funding Source	Prior Auth.	Avail. Balance 02/28/2011	Obligated Amount % 02/28/2011	FISCAL YEARS						Bal. To Complete	Total Cost	
						2012	2013	2014	2015	2016	2017			
1002	Brandywine Hundred South Rehab Phase II	BONDS		-	-	-	250	4000	18000	5000	6000		33250	
	Description: Design and construction on the medium priority Phase II sewer rehabilitation projects in the south Brandywine Hundred area.	FEDERAL		-	-	-								
		STATE		-	-	-								
		OTHER		-	-	-								
		TOTAL		0	0	0	0	250	4000	18000	5000	6000	0	33250
	Timing: FY 2013.	Work Description through 2011:			Through 2012:			Balance 2013 to Completion: Construction.						
	Council District 2,8													
1206	Countywide Trenchless Rehab	BONDS		-	-	-	1000	1000	1000	1000	1000	1000		6000
	Description: Lining sewer mains countywide by cured in place pipe lining (CIPPL).	FEDERAL		-	-	-								
		STATE		-	-	-								
		OTHER		-	-	-								
		TOTAL		0	0	0	1000	1000	1000	1000	1000	1000	0	6000
	Timing: FY 2012	Work Description through 2011:			Through 2012: Construction.			Balance 2013 to Completion: Construction.						
	Various Council Districts													

**NEW CASTLE COUNTY
CAPITAL PROGRAM**

FY 2012-2017
(in thousands)

Department: Special Services
Activity: Sewers
Development Program: Treatment Plants

Proj. No.	Project Information	Funding Source	Prior Auth.	Avail. Balance 02/28/2011	Obligated Amount % 02/28/2011	FISCAL YEARS						Bal. To Complete	Total Cost	
						2012	2013	2014	2015	2016	2017			
0004	Delaware City Treatment Plant Rehabilitation	BONDS	6750	-	-	-	500	250						7500
	Description: Rehabilitation of treatment plant including disinfection process and storage.	FEDERAL		-	-	-								
		STATE		-	-	-								
		OTHER		-	-	-								
		TOTAL	6750	3412	3338	49%	500	250	0	0	0	0	0	7500
	Timing: Begin FY 2000.	Work Description through 2011: Construction.			Through 2012: Construction.			Balance 2013 to Completion: Construction.						
	Council District 12													
0424	Water Farm #1 Improvements	BONDS	11740	-	-	-	-9760							1980
	Description: Construction of improvements at Water Farm#1 in sewer district south of the C&D Canal, to include treatment process changes, land acquisition, pump stations, force mains and discharge modification.	FEDERAL		-	-	-								
		STATE		-	-	-								
		OTHER		-	-	-	9760							9760
		TOTAL	11740	1964	9776	83%	0	0	0	0	0	0	0	11740
	Timing: Improvements to begin in FY 2004.	Work Description through 2011: Construction.			Through 2012: Complete construction.			Balance 2013 to Completion:						
	Council District 12													
0619	Wastewater Treatment Plants/Discharge Elimination	BONDS	300	-	-	-	50		50		50			450
	Description: Monitor, evaluate/update county treatment facilities as required by the EPA under the Clean Water Act.	FEDERAL		-	-	-								
		STATE	20	-	-	-								20
		OTHER		-	-	-								
		TOTAL	320	280	40	13%	50	0	0	50	0	50	0	470
	Timing: FY 2006.	Work Description through 2011: Evaluation.			Through 2012: Evaluation.			Balance 2013 to Completion: Evaluation.						
	All Council Districts													

**NEW CASTLE COUNTY
CAPITAL PROGRAM**

FY 2012-2017
(in thousands)

Department: Special Services
Activity: Sewers
Development Program: Treatment Plants

Proj. No.	Project Information	Funding Source	Prior Auth.	Avail. Balance 02/28/2011	Obligated Amount % 02/28/2011	FISCAL YEARS						Bal. To Complete	Total Cost	
						2012	2013	2014	2015	2016	2017			
0708	Septage Receiving Station Upgrade	BONDS	1000	-	-	-	600							1600
	Description: Rehabilitation of the New Castle County septage receiving station to address potential FOG issues, odor issues and other concerns.	FEDERAL		-	-	-								
		STATE		-	-	-								
		OTHER		-	-	-								
		TOTAL	1000	634	366	37 %	600	0	0	0	0	0	0	1600
	Timing: FY 2007 through FY 2014.	Work Description through 2011: Design and bid.			Through 2012: Construction of upgrades.			Balance 2013 to Completion: Construction of upgrades.						
	Council District 7													
9603	Southern Sewer Service Area	BONDS	61370	-	-	-	-5131		7000				26550	89789
	Description: Construction of sanitary sewer system south of the C&D Canal to include treatment plant, pump stations, force mains, and interceptor sewer lines. To purchase sewer capacity.	FEDERAL		-	-	-								
		STATE		-	-	-								
		OTHER	400	-	-	-	5131	400	400	400	400	400		7531
		TOTAL	61770	2235	59535	96 %	0	400	400	7400	400	400	26550	97320
	Timing: FY 2008.	Work Description through 2011: Construction. To purchase permanent sewer capacity at the Town of Middletown's Treatment Plant.			Through 2012: Construction. Purchase sewer capacity at the Town of Middletown's Treatment Plant.			Balance 2013 to Completion: Construction. Purchase sewer capacity at Town of Middletown's Treatment Plant.						
	Council District 6,12													

**NEW CASTLE COUNTY
CAPITAL PROGRAM**

FY 2012-2017
(in thousands)

Department: Special Services
Activity: Stormwater
Development Program: Stormwater

Proj. No.	Project Information	Funding Source	Prior Auth.	Avail. Balance 02/28/2011	Obligated Amount 02/28/2011	FISCAL YEARS						Bal. To Complete	Total Cost	
						2012	2013	2014	2015	2016	2017			
0413	Countywide Drainage Problems	BONDS	335	-	-	-								335
	Description: To provide for future storm drainage projects, to be specified in year of funding authorization.	FEDERAL		-	-	-								
		STATE		-	-	-								
		OTHER		-	-	-								
		TOTAL	335	281	54	16%	0	0	0	0	0	0	0	335
	Timing: Project initiation as approved.	Work Description through 2011: Projects to be determined.				Through 2012: Projects to be determined.				Balance 2013 to Completion:				
	All Council Districts													
0414	New Castle Conservation District	BONDS		-	-	-	180	180	180	180	180			900
	Description: To provide for future storm drainage projects to be planned, designed & constructed in cooperation with the New Castle Conservation District.	FEDERAL		-	-	-								
		STATE		-	-	-								
		OTHER		-	-	-								
		TOTAL	0	0	0	0%	0	180	180	180	180	180	0	900
	Timing: Project initiation as approved.	Work Description through 2011:				Through 2012:				Balance 2013 to Completion: Projects as approved.				
	All Council Districts													
0517	Stormwater Mitigation Projects	BONDS	7600	-	-	-								7600
	Description: Funds for drainage emergencies due to storms.	FEDERAL	1934	-	-	-								1934
		STATE		-	-	-								
		OTHER	9465	-	-	-								9465
		TOTAL	18999	2353	16646	88%	0	0	0	0	0	0	0	18999
	Timing: FY 2005.	Work Description through 2011: Emergency drainage repairs as determined by the Department of Special Services.				Through 2012: Emergency drainage repairs as determined by the department of Special Services.				Balance 2013 to Completion: Emergency drainage repairs as determined by the department of Special Services.				
	All Council Districts													

**NEW CASTLE COUNTY
CAPITAL PROGRAM**

FY 2012-2017
(in thousands)

Department: Special Services
Activity: Stormwater
Development Program: Stormwater

Proj. No.	Project Information	Funding Source	Prior Auth.	Avail. Balance 02/28/2011	Obligated Amount % 02/28/2011	FISCAL YEARS						Bal. To Complete	Total Cost	
						2012	2013	2014	2015	2016	2017			
0625	Stormwater Basin Renovation	BONDS	1750	-	-	-	600	600	600	600	600	600	0	5350
	Description: Major structural rehabilitation as defined in the UDC and failed basin rehabilitation.	FEDERAL		-	-	-								9550
		STATE	9550	-	-	-								600
		OTHER	600	-	-	-								
		TOTAL	11900	1658	10242	86 %	600	600	600	600	600	600	0	15500
	Timing: Ongoing.	Work Description through 2011: Rehabilitation.			Through 2012: Rehabilitation.			Balance 2013 to Completion: Rehabilitation.						
	All Council Districts													
1110	General Stormwater Improvements	BONDS		-	-	-								
	Description: Force account for major capital improvements, design, review, and inspections.	FEDERAL		-	-	-								
		STATE		-	-	-								
		OTHER	36	-	-	-	36							72
		TOTAL	36	36	0	0 %	36	0	0	0	0	0	0	72
	Timing: Begin FY 2011.	Work Description through 2011:			Through 2012: Inspections, design, and improvements.			Balance 2013 to Completion: Inspections, design, and improvements.						
	All Council Districts													
9508	Little Mill Creek II	BONDS	523	-	-	-								523
	Description: Phase 2 channel improvements along Little Mill Creek.	FEDERAL		-	-	-								
		STATE		-	-	-								
		OTHER		-	-	-								
		TOTAL	523	433	90	17 %	0	0	0	0	0	0	0	523
	Timing: Completion FY 2012.	Work Description through 2011: Construction.			Through 2012: Complete construction.			Balance 2013 to Completion:						
	Council District 9													

Department of Community Services

**NEW CASTLE COUNTY
CAPITAL PROGRAM**

FY 2012-2017
(in thousands)

Department: Community Services
Activity: Total
Development Program:

Proj. No.	Project Information	Funding Source	Prior Auth.	Avail. Balance 02/28/2011	Obligated Amount 02/28/2011	FISCAL YEARS						Bal. To Complete	Total Cost	
						2012	2013	2014	2015	2016	2017			
	Community Services	BONDS	21092	-	-	-	2670	761	761				25284	
		FEDERAL		-	-	-								
		STATE	12047	-	-	-	2922	4160	1936	688			21753	
		OTHER	5339	-	-	-	250	550		500			6639	
	DEPARTMENTAL TOTAL	TOTAL	38478	21271	17207	45%	3172	7380	2697	1949	0	0	0	53676

**NEW CASTLE COUNTY
CAPITAL PROGRAM**

FY 2012-2017
(in thousands)

Department: Community Services
Activity: Libraries
Development Program: Libraries

Proj. No.	Project Information	Funding Source	Prior Auth.	Avail. Balance 02/28/2011	Obligated Amount % 02/28/2011	FISCAL YEARS						Bal. To Complete	Total Cost
						2012	2013	2014	2015	2016	2017		
0329	Southern Library	BONDS	4667	-	-	-	1148						5815
	Description: Construction of a 25,000 square foot regional library that can be expanded to 40,000 sq ft.	FEDERAL		-	-	-							5853
		STATE	1895	-	-	-	2735	1223					1750
		OTHER	1200	-	-	-	550						
		TOTAL	7762	7737	25	0%	0	4433	1223	0	0	0	13418
	Timing: FY 2011.	Work Description through 2011: Land donation.			Through 2012: Plan and design.			Balance 2013 to Completion: Construction.					
	Council District 6,12												
0417	Hockessin Library Expansion	BONDS	4279	-	-	-							4279
	Description: Expansion of the current 14,000 sf facility to 23,000sf and renovation of the interior with new addition and for greater efficiency of service.	FEDERAL		-	-	-							3521
		STATE	3521	-	-	-							834
		OTHER	834	-	-	-							
		TOTAL	8634	1017	7617	88%	0	0	0	0	0	0	8634
	Timing: Complete FY 2009.	Work Description through 2011:			Through 2012:			Balance 2013 to Completion:					
	Council District 3												
0418	Kirkwood Highway Library	BONDS	4204	-	-	-							4204
	Description: Construction of new facility at current library site.	FEDERAL		-	-	-							3581
		STATE	3581	-	-	-							1200
		OTHER	1200	-	-	-							
		TOTAL	8985	45	8940	100%	0	0	0	0	0	0	8985
	Timing: Complete FY 2010.	Work Description through 2011:			Through 2012:			Balance 2013 to Completion:					
	Council District 1												

**NEW CASTLE COUNTY
CAPITAL PROGRAM**

FY 2012-2017
(in thousands)

Department: Community Services
Activity: Libraries
Development Program: Libraries

Proj. No.	Project Information	Funding Source	Prior Auth.	Avail. Balance 02/28/2011	Obligated Amount 02/28/2011	FISCAL YEARS						Bal. To Complete	Total Cost	
						2012	2013	2014	2015	2016	2017			
0605	Bear Library Expansion	BONDS	3060	-	-	-								3060
	Description: Increase public access area of Bear Library to include section occupied by Technical Services.	FEDERAL		-	-	-								
		STATE	1525	-	-	-	975							2500
		OTHER	1105	-	-	-								1105
		TOTAL	5690	5138	552	10%	975	0	0	0	0	0	0	6665
	Timing: Plan FY 2007.	Work Description through 2011: Move Tech. Services to Gilliam Building.			Through 2012: Begin renovations.			Balance 2013 to Completion: Construction.						
	Council District 7													
0905	Claymont Library	BONDS	4882	-	-	-								4882
	Description: Construction of a 15,000 square foot stand alone facility.	FEDERAL		-	-	-								
		STATE	1525	-	-	-	1922							3447
		OTHER	1000	-	-	-	250							1250
		TOTAL	7407	7334	73	1%	2172	0	0	0	0	0	0	9579
	Timing: Plan FY 2009.	Work Description through 2011: Land donation.			Through 2012: Construction.			Balance 2013 to Completion: Construction.						
	Council District 8													
1205	Route 9 Community Library	BONDS		-	-	-	1522	761	761					3044
	Description: Construction of a 12,500 square foot Community Library in the Route 9 corridor.	FEDERAL		-	-	-								
		STATE		-	-	-	25	1425	713	688				2851
		OTHER		-	-	-			500					500
		TOTAL	0	0	0	0%	25	2947	1474	1949	0	0	0	6395
	Timing: Projected completion in FY'15	Work Description through 2011:			Through 2012: Needs assessment.			Balance 2013 to Completion: Begin construction - FY'13. To be completed - FY'15.						
	Council District 4, 7, 12													

Department of Public Safety

**NEW CASTLE COUNTY
CAPITAL PROGRAM**

FY 2012-2017
(in thousands)

Department: Public Safety
Activity: Total
Development Program:

Proj. No.	Project Information	Funding Source	Prior Auth.	Avail. Balance 02/28/2011	Obligated Amount 02/28/2011	FISCAL YEARS						Bal. To Complete	Total Cost	
						2012	2013	2014	2015	2016	2017			
	Public Safety	BONDS	51665	-	-	-	2050	800						54515
		FEDERAL	1221	-	-	-	30	30						1281
		STATE		-	-	-	1250							1250
		OTHER	1563	-	-	-	70	70						1703
	DEPARTMENTAL TOTAL	TOTAL	54449	3613	50836	93%	3400	900	0	0	0	0	0	58749

**NEW CASTLE COUNTY
CAPITAL PROGRAM**

FY 2012-2017
(in thousands)

Department: Public Safety
Activity: Subtotals
Development Program:

Proj. No.	Project Information	Funding Source	Prior Auth.	Avail. Balance 02/28/2011	Obligated Amount 02/28/2011	%	FISCAL YEARS					Bal. To Complete	Total Cost	
							2012	2013	2014	2015	2016			2017
	Emergency Communications Center	BONDS	1925	-	-	-	1250							3175
	Subtotal	FEDERAL	1191	-	-	-								1191
		STATE		-	-	-	1250							1250
		OTHER		-	-	-								
		TOTAL		3116	1441	1675	54%	2500	0	0	0	0	0	0
	Emergency Medical Services	BONDS	3240	-	-	-	800	800						4840
	Subtotal	FEDERAL		-	-	-								
		STATE		-	-	-								
		OTHER		-	-	-								
		TOTAL		3240	1952	1288	40%	800	800	0	0	0	0	0
	Law Enforcement	BONDS	46500	-	-	-								46500
	Subtotal	FEDERAL	30	-	-	-	30	30						90
		STATE		-	-	-								
		OTHER	1563	-	-	-	70	70						1703
		TOTAL		48093	250	47843	99%	100	100	0	0	0	0	0

**NEW CASTLE COUNTY
CAPITAL PROGRAM**

FY 2012-2017
(in thousands)

Department: Public Safety
Activity: Emergency Communications Center
Development Program: Emergency Communications Center

Proj. No.	Project Information	Funding Source	Prior Auth.	Avail. Balance 02/28/2011	Obligated Amount % 02/28/2011	FISCAL YEARS						Bal. To Complete	Total Cost
						2012	2013	2014	2015	2016	2017		
0410	Computer System	BONDS	1550	-	-	-							1550
	Description: Purchase and install department computer network to include hardware, software, planning, training and management fees.	FEDERAL	1191	-	-	-							1191
		STATE		-	-	-							
		OTHER		-	-	-							
		TOTAL	2741	1066	1675	61%	0	0	0	0	0	0	2741
	Timing: Completion date FY 2010. All Council Districts	Work Description through 2011:			Through 2012:			Balance 2013 to Completion:					
1104	800 MgHZ	BONDS	150	-	-	-							150
	Description: Purchase backup equipment parts.	FEDERAL		-	-	-							
		STATE		-	-	-							
		OTHER		-	-	-							
		TOTAL	150	150	0	0%	0	0	0	0	0	0	150
	Timing: FY 2011. All Council Districts	Work Description through 2011:			Through 2012: Purchase equipment parts.			Balance 2013 to Completion:					
1105	MDT's	BONDS	150	-	-	-							150
	Description: Upgrade ambulance MDT's.	FEDERAL		-	-	-							
		STATE		-	-	-							
		OTHER		-	-	-							
		TOTAL	150	150	0	0%	0	0	0	0	0	0	150
	Timing: FY 2011. All Council Districts	Work Description through 2011:			Through 2012: Purchase New MDT's.			Balance 2013 to Completion:					

**NEW CASTLE COUNTY
CAPITAL PROGRAM**

FY 2012-2017
(in thousands)

Department: Public Safety
Activity: Emergency Communications Center
Development Program: Emergency Communications Center

Proj. No.	Project Information	Funding Source	Prior Auth.	Avail. Balance 02/28/2011	Obligated Amount % 02/28/2011	FISCAL YEARS						Bal. To Complete	Total Cost	
						2012	2013	2014	2015	2016	2017			
1108	Communications Upgrade	BONDS	75	-	-	-	1250							1325
	Description: FCC mandate to upgrade voice paging system.	FEDERAL		-	-	-								
		STATE		-	-	-	1250							1250
		OTHER		-	-	-								
		TOTAL		75	75	0	0%	2500	0	0	0	0	0	0
	Timing: FY 2012.	Work Description through 2011:			Through 2012: Upgrade and complete FCC mandate.			Balance 2013 to Completion: Upgrade and complete mandate.						
	All Council Districts													

**NEW CASTLE COUNTY
CAPITAL PROGRAM**

FY 2012-2017
(in thousands)

Department: Public Safety
Activity: Emergency Medical Services
Development Program: Emergency Medical Services

Proj. No.	Project Information	Funding Source	Prior Auth.	Avail. Balance 02/28/2011	Obligated Amount % 02/28/2011	FISCAL YEARS						Bal. To Complete	Total Cost	
						2012	2013	2014	2015	2016	2017			
0710	EMS Stations	BONDS	3240	-	-	-								3240
	Description: Design and construction of new paramedic emergency medical stations in New Castle County.	FEDERAL		-	-	-								
		STATE		-	-	-								
		OTHER		-	-	-								
		TOTAL	3240	1952	1288	40%	0	0	0	0	0	0	0	3240
	Timing: Scheduled completion date FY 2016.	Work Description through 2011: Construction of EMS stations.			Through 2012: Construction of EMS stations.			Balance 2013 to Completion: Construction of EMS stations.						
	All Council Districts													
1106	Lifepak15 Upgrades	BONDS		-	-	-	800	800						1600
	Description: Purchase LifePack 15 Monitoring Devices.	FEDERAL		-	-	-								
		STATE		-	-	-								
		OTHER		-	-	-								
		TOTAL	0	0	0	0%	800	800	0	0	0	0	0	1600
	Timing: FY 2012 to FY 2013.	Work Description through 2011:			Through 2012:			Balance 2013 to Completion: Purchase equipment.						
	All Council Districts													

**NEW CASTLE COUNTY
CAPITAL PROGRAM**

FY 2012-2017
(in thousands)

Department: Public Safety
Activity: Law Enforcement
Development Program: Law Enforcement

Proj. No.	Project Information	Funding Source	Prior Auth.	Avail. Balance 02/28/2011	Obligated Amount % 02/28/2011	FISCAL YEARS						Bal. To Complete	Total Cost
						2012	2013	2014	2015	2016	2017		
0712	Public Safety Facility	BONDS	46500	-	-	-							46500
	Description: Construction of a new Public Safety Facility.	FEDERAL		-	-	-							
		STATE		-	-	-							
		OTHER	1493	-	-	-							1493
		TOTAL	47993	250	47743	99%	0	0	0	0	0	0	47993
	Timing: FY 2004 thru FY 2008.	Work Description through 2011:			Through 2012:			Balance 2013 to Completion:					
	Council District 10												
1107	Police Protection Package	BONDS		-	-	-							
	Description: Upgrade soft body armor to provide officer safety.	FEDERAL	30	-	-	-	30	30					90
		STATE		-	-	-							
		OTHER	70	-	-	-	70	70					210
		TOTAL	100	0	100	100%	100	100	0	0	0	0	300
	Timing: FY 2011 through FY 2013.	Work Description through 2011: Begin purchase soft body armor.			Through 2012: Purchase body armor.			Balance 2013 to Completion: Complete upgrade of Police Body Armor.					
	All Council Districts												

Department of Administration

**NEW CASTLE COUNTY
CAPITAL PROGRAM**

FY 2012-2017
(in thousands)

Department: Administration
Activity: Total
Development Program:

Proj. No.	Project Information	Funding Source	Prior Auth.	Avail. Balance 02/28/2011	Obligated Amount 02/28/2011	FISCAL YEARS						Bal. To Complete	Total Cost	
						2012	2013	2014	2015	2016	2017			
	Administration	BONDS	14525	-	-	-	1175	750	750	750	750	750		19450
		FEDERAL		-	-	-								
		STATE	191	-	-	-								191
		OTHER	9230	-	-	-								9230
	DEPARTMENTAL TOTAL	TOTAL	23946	2652	21294	89%	1175	750	750	750	750	750	0	28871

**NEW CASTLE COUNTY
CAPITAL PROGRAM**

FY 2012-2017
(in thousands)

Department: Administration
Activity: Administration
Development Program: Information Systems

Proj. No.	Project Information	Funding Source	Prior Auth.	Avail. Balance 02/28/2011	Obligated Amount 02/28/2011	FISCAL YEARS						Bal. To Complete	Total Cost	
						2012	2013	2014	2015	2016	2017			
9918	Information Systems Expansion	BONDS	14525	-	-	-	1175	750	750	750	750	750	19450	
	Description: Identify and implement additional technical business solutions.	FEDERAL		-	-	-								
		STATE	191	-	-	-							191	
		OTHER	9230	-	-	-							9230	
		TOTAL		23946	2652	21294	89%	1175	750	750	750	750	750	0
	Timing: Through FY 2017.	Work Description through 2011: Identify and implement additional technical business solutions, especially for e-government.			Through 2012: Identify and implement additional technical business solutions, especially for e-government.			Balance 2013 to Completion: Identify and implement additional technical business solutions, especially for e-government.						
	All Council Districts													

Department of County Executive

**NEW CASTLE COUNTY
CAPITAL PROGRAM**

FY 2012-2017
(in thousands)

Department: County Executive
Activity: Total
Development Program:

Proj. No.	Project Information	Funding Source	Prior Auth.	Avail. Balance 02/28/2011	Obligated Amount 02/28/2011	FISCAL YEARS						Bal. To Complete	Total Cost	
						2012	2013	2014	2015	2016	2017			
	County Executive	BONDS	1526	-	-	-								1526
		FEDERAL		-	-	-								
		STATE		-	-	-								
		OTHER		-	-	-								
	DEPARTMENTAL TOTAL	TOTAL	1526	1526	0	0%	0	0	0	0	0	0	0	1526

**NEW CASTLE COUNTY
CAPITAL PROGRAM**

FY 2012-2017
(in thousands)

Department: County Executive
Activity: County Executive
Development Program: Contingency

Proj. No.	Project Information	Funding Source	Prior Auth.	Avail. Balance 02/28/2011	Obligated Amount 02/28/2011	FISCAL YEARS						Bal. To Complete	Total Cost
						2012	2013	2014	2015	2016	2017		
8933	Executive Capital Contingency												
	Description: Allocated by the County Executive to meet increased costs of an authorized project, not to exceed 10% of original authorization; or as the County Executive deems necessary.	BONDS	1526	-	-	-							1526
		FEDERAL		-	-	-							
		STATE		-	-	-							
		OTHER		-	-	-							
		TOTAL	1526	1526	0	0%	0	0	0	0	0	0	1526
	Timing: Contingency. All Council Districts	Work Description through 2011: As needed.			Through 2012: As needed.			Balance 2013 to Completion: As needed.					